



# facts & figures

## Exchange Traded Funds

### ETF Forum 2010 – Ten Years of ETF Trading in Europe

Ten years ago, on 11 April 2000, Deutsche Börse gave the starting signal for the trading in Exchange Traded Funds (ETFs) on Xetra. Ever since that time, this asset class has become more and more popular, and the number of listings has increased rapidly: today, investors are able to choose between far more than 650 ETFs. Total fund assets have risen from an initial € 400 million to more than € 140 billion.

The theme of the ETF Forum 2010 is “Ten Years of ETF Trading in Europe”: On 9 September, experts in ETF trading will come together at the New Stock Exchange (Neue Börse) in Frankfurt. Surely however, the event will not restrict itself to looking back on the history of exchange-traded funds, as asset managers, investment consultants, issuers, market

makers and investors will exchange views about latest ETF trends. Subjects will include investment ideas against inflation, ETFs on rolling-optimized commodity indices, the subtleties of index tracking or intelligent risk management. The program will be presented by Bernhard Jünemann from the German Investment TV (Deutsches Anlegerfernsehen) who, as a stock exchange journalist, occupies himself intensively with ETFs as an investment vehicle. Following the lectures and discussions, you are welcome to join us in celebrating the milestone birthday.

Please find the full program and a link to the registration page on the website:

[www.deutsche-boerse.com/etf-forum2010](http://www.deutsche-boerse.com/etf-forum2010)

### Market Report

Important indices had to face losses in the last three months. The European blue chips in EURO STOXX 50 and US shares in the S&P 500 had to write off their year-to-date profits. Both indices listed more than ten per cent lower than three months ago. The German shares in the DAX, however, held their position fairly well, with a loss of only 1.77 percent.

Investors' confidence has repeatedly been put to the test during the last quarter. The financial help for crisis-ridden Greece has just been fixed when new calls arose for the support of other European countries, which suffer from public deficit, most of all Spain and Portugal. The euro plunged to a historical low compared to the US dollar, but partially regained its value at the end of June. Voices were raised that the cyclical recovery in the USA would not go as swiftly as expected. At the same time, the world had to face the greatest oil spill disaster of all times in the Gulf of Mexico.

These developments caused a permanent insecurity for the investors, which in turn induced great movements in the market. For the German equity market, these movements are displayed in the volatility index VDAX-NEW that describes the expected price movement for the next 30 days. Ranging below or around the 20 percent mark in April, the VDAX-NEW index shot up to nearly 40 percent in May. Recently, the barometer has settled around 25 percent with no major amplitudes.

According to the hectic movements, the trading volume was significantly higher in May than in June and is now decreasing due to the summer break. Market makers, however, report about investors on hold for the blue chip indices. Money market ETFs and fixed income ETFs experienced some larger cash inflows in the last quarter. Security was obviously one of the major issues for investors. Federal Government Bonds were strongly demanded while European bonds were more likely sold. While money market ETFs in US Dollars were particularly popular at the beginning of the quarter at the onset of the crisis in Greece, the page has turned again in June. Investors thus reacted to weaker growth prognoses for the USA, traders reported.

After a muted demand for blue chip ETFs in May, investors are again starting to show interest in DAX based ETFs. But turnovers range at a relatively low level, so there is no trend which we could make out for the time being.

Editorial team: [www.boerse-frankfurt.de](http://www.boerse-frankfurt.de)

### Top Performer Q2/2010<sup>1)</sup>

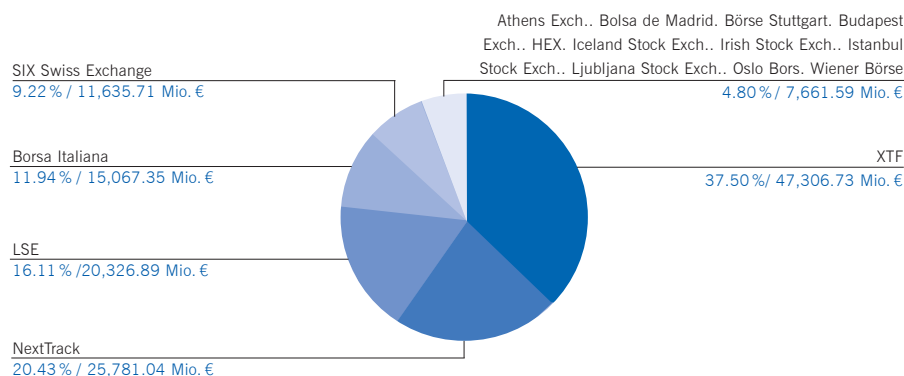
	in %
Market Access NYSE Arca Gold Bugs Index	29.60%
ETFX DAXglobal Gold Mining Fund	29.04%
db x-trackers FTSE 100 Short ETF	22.84%
db x-trackers S&P 500 Short ETF	20.84%
db x-trackers STOXX 600 Oil & Gas Short ETF	18.29%
db-x trackers SMI Short Daily ETF	18.12%
iShares \$ Treasury Bond 7-10	16.29%
iShares \$ TIPS	14.92%
db x-trackers STOXX 600 B. Res. Short Daily	13.71%
iShares \$ Corporate Bond	12.56%

### Most Active Q2/2010

	Ø Turnover/Month in € m
iShares DAX (DE)	2,100.01
iShares DJ EURO STOXX 50 (DE)	1,088.80
db x-trackers DAX ETF	875.78
iShares DJ EURO STOXX 50	694.40
db x-trackers ShortDAX ETF	672.70
db x-trackers EURO STOXX 50 Short ETF	607.29
db x-trackers EURO STOXX 50 ETF	438.39
Lyxor ETF DAX	320.62
db x-trackers MSCI Emerging Markets TRI	298.63
Dow Jones EURO STOXX 50 Source ETF	275.77

### European Markets

Market Share/ Turnover of European ETF Segments Q2/2010

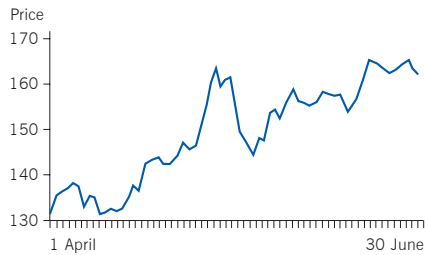


Source: Deutsche Börse

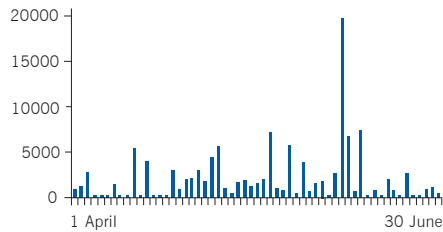
## Top Performer Q2/2010

### M. Access NYSE Arca Gold Bugs Index (29.60%)

Performance based on Xetra-Close



Xetra Turnover in € thousand

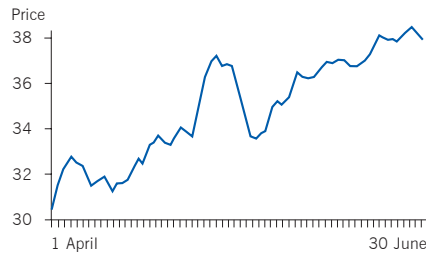


#### Key Figures:

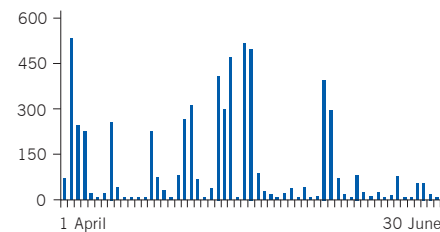
ISIN: LU0259322260  
 Management company: Market Access SICAV  
 Benchmark: NYSE Arca Gold Bugs Index  
 Launch Date: 25 April 2007  
 Assets: 159.69 € m  
 Management fee: 0.70% p. a.  
 Front-end load via exchange: 0%

### ETFX DAXglobal Gold Mining Fund (29.04%)

Performance based on Xetra-Close



Xetra Turnover in € thousand

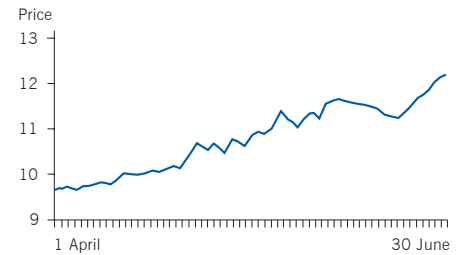


#### Key Figures:

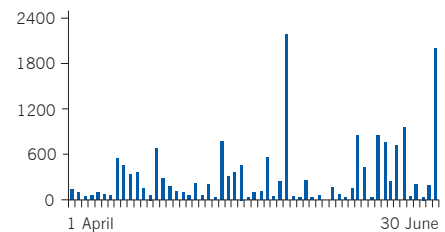
ISIN: DE000A0Q8NC8  
 Management company: ETF Securities  
 Benchmark: DAXglobal Gold Miners TRI  
 Launch Date: 8 June 2009  
 Assets: 45.74 € m  
 Management fee: 0.65% p. a.  
 Front-end load via exchange: 0%

### db x-trackers FTSE 100 Short ETF (22.84%)

Performance based on Xetra-Close



Xetra Turnover in € thousand



#### Key Figures:

ISIN: LU0328473581  
 Management company: db x-trackers  
 Benchmark: FTSE 100 Short TRI  
 Launch Date: 28 August 2008  
 Assets: 110.59 € m  
 Management fee: 0.50% p. a.  
 Front-end load via exchange: 0%

## How to Best Select an ETF?

The European ETF (exchange-traded funds) market has registered impressive growth over recent years - both in terms of assets under management and product offering covering now the main asset classes, sectors and geographical zones.

If these vehicles have proved to be very attractive tools enabling multiple portfolio strategies, some education still needs to be done towards investors to help them select the product that best meet their needs and constraints.

The following indicators can be considered as the main performance drivers that should be carefully considered before selecting an ETF:

### Management fees

Price is definitely one of clients' major concerns that weighs on any investment decision. The first indicator is of course management fees or TER (Total Expense Ratio). Investors should be aware that while management fees for French-domiciled funds are all inclusive, the management fees for funds domiciled in Luxembourg or Ireland are not equal to the total expense ratio as they do not include custody, administration fees.

At Amundi ETF, offering competitive pricing to investors is an essential part of our strategy. On a global basis, the TER of our products are 20% cheaper on average than the competition.

### Bid/offer spreads

In addition to management fees, investors should compare bid/offer spreads which are an important component of the pricing of an ETF. Spreads do not only result from cost structures or a marketing deci-

sion; they are changing in real time depending on market conditions and flows. The more exotic and illiquid the index, the larger the spread.

However, the bid/ask spread depends on the quality of service of one or more market maker(s). The tighter the bid/ask spread, the more the investors can buy or sell their ETFs at a price close to the indicative NAV.

At Amundi ETF, we work closely with our market makers to offer investors competitive spreads on the various stock exchanges our products are listed at.

### The underlying index

This can also be an important criterion to consider as it can have consequences on the quality of the exposure and consequently on the tracking error. The Amundi ETF range uses Total Return indices which immediately reinvest the net dividends paid by the components of the underlying index. This ensures optimal exposure to the index while reducing the tracking error as no cash remains unexposed to the funds. This is not the case for price return indices where dividends are kept in cash in the funds during the dividend season and may lead to a higher tracking error.

### Replication mode

The way an ETF is build and managed is also an important factor that has to be taken into account. Amundi ETF products are managed through a swap-based replication method which is often opposed to "physical" replication. Swap-based ETFs replicate the performance of a reference index, without necessarily investing in the constituents of that index, through a swap contract. It consists, firstly, in the purchase of a basket of



Valerie Baudon  
 Managing Director, Amundi ETF

a basket of shares, and secondly, in a swap contract negotiated over the counter with a swap counterparty. On the basis of this contract the performance of the basket of shares will be swapped against the performance of the index.

The use of swap-based replication method contributes to optimizing the ETF's Total Expense Ratio, and usually minimizes the Tracking Error as the funds do not bear the cost of buying all the components of the index. This is crucial and all the more so for broad indices. Physical replication is less efficient in tracking broad indices and can increase the tracking error. Moreover, some indices are not replicable directly, such as strategy indices (short or leveraged) and some highly concentrated European sector indices.

**Counterparty risk**

Indeed, counterparty risk is a key concern for investors especially after the 2008 turmoil. Some investors tend to question the swap-based replication because of the exposure to the counterparty risk. However, this risk is strictly limited according to UCITS III regulation. A swap-based ETF can be eligible for UCITS III regulation if the value of the swap does not exceed 10% of the fund's net assets. Through this strict industry standard, the investor can identify the counterparty which is clearly stated in the fund prospectus.

It is worth mentioning that physical replication can also carry counterparty risk. The ETF's management may be accompanied by securities lending, where the collateralization level of the loan as well as the counterparties are not clearly identified for

investors. In addition, other financial instruments, such as optimized certificates, can also replace the securities in the fund basket in order to reduce the tracking error or to optimise dividend.

Finally, the quality of the counterparties is key. At Amundi ETF, the swaps are agreed on with two leading banking groups benefiting from solid ratings: Crédit Agricole (AA- rating) for Equity, Commodity and Money Market ETFs and Société Générale (A+ rating) for Fixed Income ETFs.

The European ETF market is becoming increasingly mature with higher use by institutional investors and a better understanding of the mechanism and benefits of these products. However, as the offering is getting broader, it is very important to be aware

of the different factors that may help to analyse and differentiate between products.

We believe at Amundi ETF that there is definitely still room for education, to help investors to make the most of ETFs - and we are committed to accompany them and to contribute to enhance their knowledge of the tremendous benefits of the use of ETFs in their portfolio allocation.

**New ETFs**

	Product Family	ISIN	Xetra Code	Management-Fee	Xetra-Close in € 30 June 2010	Listing-Date
<b>Equity Funds</b>						
iShares EURO STOXX 50 (Acc)	iShares	DE000A0RD800	EUNV	0.35 %	23.03	10 June 2010
CS ETF (IE) on S&P 500	CS ETF	IE00B5BMR087	SXR8	0.17 %	-	26 May 2010
Lyxor ETF S&P ASX 200	Lyxor ETF	LU0496786905	LYPY	0.40 %	29.58	21 May 2010
Lyxor ETF S&P 500	Lyxor ETF	LU0496786574	LYPS	0.30 %	8.52	20 May 2010
Lyxor ETF S&P TSX 60	Lyxor ETF	LU0496786731	LYPT	0.40 %	51.15	20 May 2010
ComStage ETF CAC 40	ComStage ETF	LU0419740799	C040	0.20 %	35.29	17 May 2010
ComStage ETF NYSE Arca Gold Bugs	ComStage ETF	LU0488317701	CD91	0.65 %	39.02	17 May 2010
ComStage ETF S&P 500	ComStage ETF	LU0488316133	C012	0.18 %	85.34	17 May 2010
db x-trackers FTSE EPRA/NAREIT Dev. Eur. R. Est.	db x-trackers	LU0489337690	D5BK	0.20 %	10.87	17 May 2010
db x-trackers FTSE EPRA/NAREIT Euroz. R. Estate	db x-trackers	LU0489336965	D5BJ	0.15 %	13.66	17 May 2010
db x-trackers MSCI Canada TRN Index ETF	db x-trackers	LU0476289540	D5BH	0.15 %	32.00	17 May 2010
db x-trackers MSCI Mexico TRN Index ETF	db x-trackers	LU0476289466	D5BI	0.45 %	-	17 May 2010
db x-trackers S&P 500 ETF	db x-trackers	LU0490618542	D5BM	0.05 %	13.30	17 May 2010
ETFX DAXglobal Coal Mining Fund	ETF Securities	DE000A0Q8NB0	ETLW	0.65 %	37.20	6 May 2010
ETFX DAXglobal Shipping Fund	ETF Securities	DE000A0Q8M45	ETLP	0.65 %	18.53	6 May 2010
ETFX DAXglobal Steel Fund	ETF Securities	DE000A0Q8NF1	ETLO	0.65 %	-	6 May 2010
Amundi ETF DJ STOXX 600	Amundi ETF	FR0010791004	540E	0.18 %	-	7 April 2010
Amundi ETF MSCI Brazil	Amundi ETF	FR0010821793	540F	0.55 %	60.46	7 April 2010
Amundi ETF MSCI Eastern Europe EX Russia	Amundi ETF	FR0010717074	540G	0.45 %	230.74	7 April 2010
Amundi ETF MSCI Europe EX EMU	Amundi ETF	FR0010821819	540H	0.30 %	-	7 April 2010
Amundi ETF MSCI Nordic	Amundi ETF	FR0010655738	540I	0.25 %	-	7 April 2010
Amundi ETF MSCI Switzerland	Amundi ETF	FR0010655753	540J	0.25 %	127.67	7 April 2010
Amundi ETF MSCI UK	Amundi ETF	FR0010655761	540K	0.25 %	-	7 April 2010
Amundi ETF MSCI World Energy	Amundi ETF	FR0010791145	540L	0.35 %	-	7 April 2010
Amundi ETF MSCI World Financials	Amundi ETF	FR0010791152	540M	0.35 %	74.73	7 April 2010
Amundi ETF Real Estate REIT IEIF	Amundi ETF	FR0010791160	540N	0.35 %	-	7 April 2010
Consumer Discretionary European Source ETF	Source Markets	IE00B62RK662	S6XX	0.30 %	117.16	7 April 2010
Consumer Staples European Source ETF	Source Markets	IE00B622Y34	S6XY	0.30 %	167.00	7 April 2010
Cyclicals European Source ETF	Source Markets	IE00B62SYX47	S6XZ	0.30 %	101.81	7 April 2010
Defensives European Source ETF	Source Markets	IE00B633JD33	S6X1	0.30 %	-	7 April 2010
<b>Bond Funds</b>						
ComStage ETF iBOXX € Ger. Cov. Capped 3-5 TR	ComStage ETF	LU0488317370	C541	0.17 %	172.44	6 April 2010
ComStage ETF iBOXX € Ger. Cov. Capped 5-7 TR	ComStage ETF	LU0488317453	C542	0.17 %	182.43	6 April 2010
ComStage ETF iBOXX € Ger. Cov. Capped 7-10 TR	ComStage ETF	LU0488317537	C543	0.17 %	189.40	6 April 2010
<b>Commodity Funds</b>						
ETFX DJ-UBS All Commodities 3 Month Forward	ETF Securities	DE000A1CXBV8	ETL2	0.55 %	15.63	6 May 2010
Amundi ETF Commodities S&P GSCI (LE)	Amundi ETF	FR0010821728	2E7A	0.30 %	-	7 April 2010
Amundi ETF Commodities S&P GSCI Agriculture	Amundi ETF	FR0010821736	2E7B	0.30 %	62.12	7 April 2010
Amundi ETF Commodities S&P GSCI Metals	Amundi ETF	FR0010821744	2E7C	0.30 %	-	7 April 2010
Amundi ETF Commodities S&P GSCI Non Energy	Amundi ETF	FR0010821777	2E7D	0.30 %	-	7 April 2010
<b>Strategy Funds</b>						
Lyxor ETF Daily Double Short Bund	Lyxor ETF	FR0010869578	LYQK	0.20 %	88.41	17 June 2010

## New ETFs

	Product Family	ISIN	Xetra Code	Management-Fee	Xetra-Close in € 30 June 2010	Listing-Date
<b>Strategy Funds</b>						
Lyxor ETF Daily Short DAX x2	Lyxor ETF	FR0010869495	LYQL	0.60 %	45.91	17 June 2010
Lyxor ETF EURO STOXX 50 Dividends	Lyxor ETF	FR0010869529	LYQM	0.70 %	81.65	17 June 2010
ComStage ETF CAC 40 Leverage	ComStage ETF	LU0419741094	C042	0.30 %	7.18	17 May 2010
ComStage ETF CAC 40 Short TR	ComStage ETF	LU0419740955	C041	0.35 %	64.81	17 May 2010
db x-trackers MSCI Europe Value TRN Index ETF	db x-trackers	LU0486851024	D5BL	0.20 %	12.67	17 May 2010
db x-trackers EURO STOXX 50 Double Short Daily	db x-trackers	LU0417510616	DBPL	0.30 %	29.27	8 April 2010
db x-trackers EURO STOXX 50 Leveraged Daily	db x-trackers	LU0411077828	DBPF	0.15 %	13.11	8 April 2010
db x-trackers FTSE 100 Leveraged Daily ETF	db x-trackers	LU0412625088	DBPI	0.30 %	8.02	8 April 2010
db x-trackers LevDAX Daily ETF	db x-trackers	LU0411075376	DBPE	0.15 %	39.35	8 April 2010
db x-trackers S&P 500 2x Inverse Daily ETF	db x-trackers	LU0411078636	DBPK	0.30 %	26.19	8 April 2010
db x-trackers S&P 500 2x Leveraged Daily ETF	db x-trackers	LU0411078552	DBPG	0.40 %	8.21	8 April 2010
db x-trackers ShortDAX 2x Daily ETF	db x-trackers	LU0411075020	DBPD	0.40 %	45.77	8 April 2010
Amundi ETF Short Govt Bond EuroMTS Broad	Amundi ETF	FR0010821850	540P	0.14 %	110.91	7 April 2010
Amundi ETF Short Govt Bond EuroMTS Br. 10-15	Amundi ETF	FR0010823385	540Q	0.14 %	104.57	7 April 2010
Amundi ETF Short Govt Bond EuroMTS Br. 1-3	Amundi ETF	FR0010821876	540R	0.14 %	123.18	7 April 2010
Amundi ETF Short Govt Bond EuroMTS Br. 3-5	Amundi ETF	FR0010823401	540S	0.14 %	113.63	7 April 2010
Amundi ETF Short Govt Bond EuroMTS Br. 5-7	Amundi ETF	FR0010823443	540T	0.14 %	108.39	7 April 2010
Amundi ETF Short Govt Bond EuroMTS Br. 7-10	Amundi ETF	FR0010823450	540U	0.14 %	106.85	7 April 2010

## All ETFs – June 2010

The following table provides an overview of all currently traded index funds and active funds in the XTF segment. Index funds (ETFs) mirror the performance of an underlying index. Active ETFs pursue an active investment strategy. Such investment strategy may aim at exceeding the performance of a reference index or replicating the performance of a reference index with a variable participation rate.

## Equity Funds

## Country Indices

	ISIN	Xetra Code	Ø Turnover/Month Q2 in € m	Management-Fee	XLM <sup>2)</sup> in BP June 10	Performance <sup>1)</sup> Q2	Xetra-Close in € 30 June 10	Assets u. M. <sup>3)</sup> in € m
<b>Germany</b>								
Amundi ETF MSCI Germany	FR0010655712	18MJ	3.34	0.25 %	6.09	-4.16 %	111.35	51.85
ComStage ETF DAX TR	LU0378438732	C001	89.83	0.12 %	10.17	-2.23 %	59.50	429.89
DAX Source ETF	DE000A0X80V0	B85A	10.34	0.15 %	12.67	-3.02 %	59.63	30.50
db x-trackers DAX ETF	LU0274211480	DBXD	875.78	0.15 %	4.09	-2.37 %	59.44	1,910.31
ETFlab DAX	DE000ETFL011	EL4A	200.22	0.15 %	5.62	-2.52 %	58.33	790.93
ETFlab DAX (Preisindex)	DE000ETFL060	EL4F	42.77	0.15 %	9.33	-4.96 %	35.09	69.64
iShares DAX (DE)	DE0005933931	EXS1	2,100.01	0.15 %	4.10	-3.05 %	55.22	3,040.82
iShares MDAX (DE)	DE0005933923	EXS3	152.69	0.50 %	19.45	-1.69 %	74.33	529.26
Lyxor ETF DAX	LU0252633754	LYY7	320.62	0.15 %	6.27	-2.64 %	58.57	583.56
<b>US</b>								
Amundi ETF MSCI USA	FR0010688275	18MN	1.72	0.28 %	16.45	-1.65 %	91.16	313.18
ComStage ETF DJ Industrial Average TR	LU0378437502	C010	8.13	0.45 %	13.09	0.60 %	83.40	142.36
ComStage ETF MSCI USA Large Cap TRN	LU0392495882	X021	0.53	0.25 %	21.48	-2.07 %	58.76	10.44
ComStage ETF MSCI USA Mid Cap TRN	LU0392495965	X022	4.99	0.35 %	41.49	0.60 %	59.07	12.97
ComStage ETF MSCI USA Small Cap TRN	LU0392496005	X023	1.16	0.35 %	38.35	1.40 %	13.73	28.54
ComStage ETF MSCI USA TRN	LU0392495700	X020	44.35	0.25 %	17.98	-1.68 %	19.95	151.50
ComStage ETF NASDAQ-100	LU0378449770	C011	3.60	0.25 %	13.31	-0.62 %	14.48	74.93
ComStage ETF S&P 500	LU0488316133	C012	0.37	0.18 %	22.38	-	85.34	85.34
CS ETF (IE) on DJ Industrial AverageTM	IE00B53L4350	SXRU	0.00	0.22 %	113.23	-	-	7.56
CS ETF (IE) on MSCI USA	IE00B52SFT06	SXR4	0.00	0.22 %	106.76	-	-	6.81
CS ETF (IE) on MSCI USA Large Cap	IE00B3VWLJ14	SXRF	0.04	0.22 %	68.12	-10.79 %	99.38	79.52
CS ETF (IE) on MSCI USA Small Cap	IE00B3VWM098	SXRG	0.76	0.30 %	107.85	-	-	43.43
CS ETF (IE) on Nasdaq 100	IE00B53SZB19	SXRV	0.00	0.17 %	99.60	-9.29 %	93.61	9.36
CS ETF (IE) on S&P 500	IE00B5BMR087	SXR8	0.02	0.17 %	23.77	-	-	13.77
db x-trackers MSCI USA TRN Index ETF	LU0274210672	DBXU	86.62	0.30 %	13.49	-1.43 %	19.97	1,177.12
db x-trackers Russell 2000 ETF	LU0322248658	DXS2	9.73	0.45 %	42.30	0.68 %	65.01	77.92
db x-trackers S&P 500 ETF	LU0490618542	D5BM	2.06	0.05 %	61.16	-	13.30	16.89
EasyETF Russell 1000 (EUR)	FR0010616292	XEYR	3.78	0.35 %	56.71	-1.51 %	48.42	78.59
EasyETF S&P 500 (EUR)	FR0010616300	XEQY	1.52	0.20 %	68.77	-2.26 %	40.15	24.12
ETFlab MSCI USA	DE000ETFL268	EL4Z	0.72	0.30 %	105.94	-1.69 %	8.15	27.27
ETFlab MSCI USA LC	DE000ETFL094	EL4I	3.82	0.30 %	104.83	-2.32 %	56.31	52.40
ETFlab MSCI USA MC	DE000ETFL276	EL41	0.48	0.30 %	110.88	0.17 %	5.74	7.10
ETFX Russell 1000 Fund	DE000A0Q8ND6	ETLY	0.18	0.35 %	30.03	-	-	4.62

## Equity Funds

## Country Indices

	ISIN	Xetra Code	Ø Turnover/Month Q2 in € m	Management- Fee	XLM <sup>2)</sup> in BP June 10	Performance <sup>1)</sup> Q2	Xetra-Close in € 30 June 10	Assets u. M. <sup>3)</sup> in € m
<b>US</b>								
ETFX Russell 2000 Fund	DE000A0Q8NE4	ETLZ	0.56	0.45 %	27.17	-	-	14.15
iShares DJ Industrial Average (DE)	DE0006289390	EXI3	34.82	0.50 %	14.30	-0.16 %	80.73	180.04
iShares Nasdaq-100 (DE)	DE000A0F5UF5	EXXT	62.97	0.30 %	17.62	-0.82 %	14.43	230.76
iShares S&P 500	DE0002643889	IUSA	264.76	0.40 %	9.83	-1.45 %	8.49	5,112.21
iShares S&P 500 (Acc)	DE000A0YBR61	EUNP	0.69	0.40 %	14.73	-1.39 %	20.53	24.64
iShares S&P Small Cap 600	DE000A0RFEB1	IUS3	0.93	0.40 %	38.00	1.22 %	18.30	43.92
Lyxor ETF DJ Industrial Average	FR0007056841	DJAM	48.58	0.50 %	12.87	0.54 %	81.61	443.98
Lyxor ETF MSCI USA	FR0010296061	LYYB	33.36	0.35 %	9.39	-1.38 %	81.61	391.61
Lyxor ETF Nasdaq-100	FR0007063177	LYMS	27.32	0.30 %	16.14	-0.65 %	5.79	238.93
Lyxor ETF S&P 500	LU0496786574	LYPS	0.46	0.30 %	29.26	-	8.52	31.54
MSCI USA Source ETF	IE00B60SX170	SCOH	2.44	0.30 %	21.63	-1.78 %	19.87	233.34
PowerShares EQQQ Fund	IE0032077012	EQQQ	23.80	0.20 %	12.89	-0.70 %	35.52	589.63
Russell 2000 Source ETF	IE00B60SX402	SCOK	3.41	0.45 %	22.12	0.09 %	22.29	44.71
UBS-ETF MSCI USA	LU0136234654	FRC2	32.29	0.50 %	13.84	-1.54 %	81.40	564.88
UBS-ETF MSCI USA I	LU0446735259	UIM8	2.22	0.18 %	20.00	-	-	50.71
<b>Japan</b>								
Amundi ETF MSCI Japan	FR0010688242	18ML	1.48	0.45 %	26.99	-	-	78.76
ComStage ETF MSCI Japan TRN	LU0392495452	X017	23.84	0.45 %	17.43	-1.33 %	28.17	17.39
ComStage ETF Nikkei 225	LU0378453376	C020	29.41	0.45 %	35.28	-2.21 %	8.76	122.57
ComStage ETF TOPIX	LU0392496773	C021	0.64	0.45 %	59.68	-0.26 %	7.81	24.73
CS ETF (IE) on MSCI Japan	IE00B53QDK08	SXR5	0.08	0.36 %	139.03	-1.60 %	69.92	185.34
CS ETF (IE) on MSCI Japan Large Cap	IE00B3VWM213	SXRH	0.02	0.36 %	186.51	-4.09 %	72.21	436.93
CS ETF (IE) on MSCI Japan Small Cap	IE00B3VWMK93	SXRI	0.01	0.42 %	205.96	5.35 %	72.31	25.62
CS ETF (IE) on Nikkei 225	IE00B52MJD48	SXRZ	0.01	0.38 %	209.81	-1.30 %	72.75	10.82
db x-trackers MSCI Japan TRN Index ETF	LU0274209740	DBXJ	49.32	0.50 %	20.70	-1.55 %	27.88	389.15
ETFlab MSCI Japan	DE000ETFL300	EL44	2.12	0.50 %	116.12	-0.21 %	4.82	9.73
ETFlab MSCI Japan LC	DE000ETFL102	EL4J	5.43	0.50 %	106.51	-1.51 %	42.95	28.10
ETFlab MSCI Japan MC	DE000ETFL318	EL45	0.25	0.50 %	121.76	4.21 %	4.70	34.20
iShares MSCI Japan	DE000A0DPMW9	IQQJ	49.11	0.59 %	28.83	-2.33 %	7.54	1,384.34
iShares MSCI Japan (Acc)	DE000A0YBR53	EUNN	0.01	0.59 %	36.15	-1.98 %	18.84	11.30
iShares MSCI Japan Small Cap	DE000A0RFEC9	IUS4	1.48	0.59 %	56.51	3.64 %	17.35	163.09
iShares Nikkei 225 (DE)	DE000A0H08D2	EXX7	88.86	0.50 %	26.82	-1.87 %	8.66	361.44
Lyxor ETF Japan (Topix)	FR0010245514	LYY4	16.34	0.50 %	25.28	-0.72 %	77.28	485.13
MSCI Japan Source ETF	IE00B60SX287	SCOJ	6.23	0.50 %	26.01	-1.85 %	28.14	53.92
UBS-ETF MSCI Japan	LU0136240974	FRC5	6.58	0.50 %	26.94	-1.69 %	23.79	379.71
UBS-ETF MSCI Japan I	LU0258212462	UIMF	1.94	0.30 %	37.25	-	-	219.50
<b>Australia</b>								
db x-trackers S&P /ASX 200 ETF	LU0328474803	DX2S	30.47	0.50 %	32.79	-9.78 %	20.75	74.68
Lyxor ETF S&P ASX 200	LU0496786905	LYPU	0.92	0.40 %	105.88	-	29.58	16.27
<b>Brazil</b>								
Amundi ETF MSCI Brazil	FR0010821793	540F	1.07	0.55 %	47.57	-	60.46	27.38
db x-trackers MSCI Brazil TRN Index ETF	LU0292109344	DBX6	37.03	0.65 %	38.12	-4.54 %	47.29	209.64
iShares MSCI Brazil	DE000A0HG2M1	IQQB	40.80	0.74 %	27.50	-5.22 %	41.03	746.75
Lyxor ETF Brazil Ibovespa	FR0010408799	LYMG	29.98	0.65 %	32.76	-3.57 %	27.32	618.25
<b>China</b>								
Amundi ETF MSCI China	FR0010713784	18MG	3.69	0.55 %	37.59	-1.13 %	206.94	50.11
db x-trackers FTSE/XINHUA China 25 ETF	LU0292109856	DBX9	28.07	0.60 %	26.33	6.21 %	23.42	230.06
iShares DJ China Offshore 50 (DE)	DE000A0F5UE8	EXXU	18.45	0.60 %	25.22	5.53 %	31.32	44.71
iShares FTSE/Xinhua China 25	DE000A0DPMY5	IQQC	26.81	0.74 %	24.14	5.05 %	92.52	809.55
Lyxor ETF China Enterprise	FR0010204081	L8I1	53.07	0.65 %	18.53	1.17 %	119.38	857.22
Lyxor ETF Hong Kong (HSI)	FR0010361675	LYME	12.38	0.65 %	30.52	3.25 %	20.94	161.04
<b>France</b>								
ComStage ETF CAC 40	LU0419740799	C040	0.01	0.20 %	20.30	-	35.29	17.68
db x-trackers CAC 40 ETF	LU0322250985	DX2G	32.39	0.20 %	11.92	-11.19 %	35.88	31.40
<b>Greece</b>								
Lyxor ETF MSCI Greece	FR0010405431	LYMH	10.60	0.45 %	118.23	-33.48 %	3.73	53.57
<b>Great Britain</b>								
Amundi ETF MSCI UK	FR0010655761	540K	0.38	0.25 %	18.20	-	-	51.61
CS ETF (IE) on FTSE 100	IE00B53HP851	SXRW	0.00	0.22 %	134.55	-	-	3.32
CS ETF (IE) on MSCI UK	IE00B539F030	SXR3	0.00	0.21 %	123.48	-12.15 %	54.80	13.68
CS ETF (IE) on MSCI UK Large Cap	IE00B3VWKZ07	SXRC	0.00	0.36 %	75.95	-	-	41.72
CS ETF (IE) on MSCI UK Small Cap	IE00B3VWLG82	SXRD	0.00	0.42 %	80.60	-	-	12.32
db x-trackers FTSE 100 ETF	LU0292097234	DBXX	55.98	0.30 %	14.36	-4.78 %	6.27	366.20
db x-trackers FTSE 250 ETF	LU0292097317	DBXY	11.28	0.35 %	29.38	1.20 %	11.78	19.33
db x-trackers FTSE All-Share ETF	LU0292097747	DBXZ	1.63	0.40 %	105.65	-3.14 %	3.24	143.88
FTSE 100 Source ETF	IE00B60SWT88	SCOA	1.49	0.30 %	11.33	-5.26 %	38.35	92.82

## Equity Funds

## Country Indices

	ISIN	Xetra Code	Ø Turnover/Month Q2 in € m	Management- Fee	XLM <sup>2)</sup> in BP June 10	Performance <sup>1)</sup> Q2	Xetra-Close in € 30 June 10	Assets u. M. <sup>3)</sup> in € m
<b>Great Britain</b>								
FTSE 250 Source ETF	IE00B60SWV01	SCOB	0.76	0.35 %	46.18	0.68 %	68.01	21.23
iShares FTSE 100 (DE)	DE0006289408	EXI4	17.91	0.50 %	25.72	-5.57 %	61.15	131.80
UBS-ETF FTSE 100	LU0136242590	FRC6	2.59	0.50 %	41.25	-5.06 %	58.50	168.87
<b>India</b>								
Amundi ETF MSCI India	FR0010713727	18MK	4.27	0.80 %	34.21	6.88 %	391.30	21.31
db x-trackers S&P CNX Nifty ETF	LU0292109690	DBX7	23.12	0.85 %	36.91	7.92 %	94.38	259.70
Lyxor ETF MSCI India	FR0010361683	LYMD	38.79	0.85 %	37.02	7.21 %	12.64	1,223.18
<b>Italy</b>								
CS ETF (IE) on FTSE MIB	IE00B53L4X51	SXRY	0.00	0.20 %	88.24	-12.97 %	57.65	5.77
db x-trackers S&P/MIB Index ETF	LU0274212538	DBXI	3.64	0.30 %	44.15	-12.56 %	20.60	28.02
<b>Canada</b>								
CS ETF (IE) on MSCI Canada	IE00B52SF786	SXR2	1.90	0.36 %	164.48	-0.01 %	77.80	19.41
db x-trackers MSCI Canada TRN Index ETF	LU0476289540	D5BH	1.59	0.15 %	54.42	-	32.00	6.40
Lyxor ETF S&P TSX 60	LU0496786731	LYPT	2.65	0.40 %	70.95	-	51.15	20.46
UBS-ETF MSCI Canada	LU0446734872	IUM9	6.85	0.45 %	51.55	-0.18 %	22.67	37.34
UBS-ETF MSCI Canada I	LU0446734955	UIMH	2.17	0.28 %	71.64	-	-	8.78
<b>Malaysia</b>								
Lyxor ETF MSCI Malaysia	FR0010397554	LYQE	3.09	0.65 %	95.97	7.97 %	12.05	58.19
<b>Mexico</b>								
db x-trackers MSCI Mexico TRN Index ETF	LU0476289466	D5BI	0.12	0.45 %	108.81	-	-	1.64
<b>Austria</b>								
ComStage ETF ATX	LU0392496690	C031	2.14	0.25 %	35.06	-11.55 %	23.74	24.90
iShares ATX (DE)	DE000A0D8Q23	EXXX	18.22	0.30 %	27.82	-12.42 %	23.21	34.97
<b>Russia</b>								
ComStage ETF MSCI Russia 30% Capped TRN	LU0392495536	X018	5.55	0.60 %	101.52	-5.68 %	116.69	14.00
db x-trackers MSCI Russia Capped Index ETF	LU0322252502	DBXV	26.08	0.65 %	45.09	-7.87 %	20.72	191.44
Lyxor ETF Russia (DJ Rusindex Titans 10)	FR0010326140	LYYE	38.83	0.65 %	27.24	-5.60 %	27.99	534.32
Market Access DAXglobal Russia Index Fund	LU0269999958	M9SJ	2.91	0.70 %	102.22	-7.07 %	40.50	33.85
<b>Switzerland</b>								
Amundi ETF MSCI Switzerland	FR0010655753	540J	0.67	0.25 %	15.08	-	127.67	22.70
ComStage ETF SMI	LU0392496427	C030	0.93	0.25 %	12.01	-2.78 %	48.25	25.66
db x-trackers SLI ETF	LU0322248146	DXSO	3.75	0.35 %	56.81	-4.59 %	71.24	20.94
db x-trackers SMI ETF	LU0274221281	DBXS	33.84	0.30 %	19.99	-2.80 %	47.48	261.16
iShares SMI (DE)	DE0005933964	EXI1	25.61	0.50 %	19.21	-4.81 %	46.30	70.65
<b>South Africa</b>								
Lyxor ETF South Africa (FTSE JSE Top 40)	FR0010464446	LYMV	8.06	0.65 %	33.02	-3.90 %	25.15	128.98
Market Access FTSE/JSE Africa Top 40	LU0270000028	M9SK	0.65	0.70 %	71.39	-3.96 %	26.17	15.88
<b>South Korea</b>								
db x-trackers MSCI Korea TRN Index ETF	LU0292100046	DBX8	24.23	0.65 %	40.13	1.07 %	36.06	148.00
iShares MSCI Korea	DE000A0HG2L3	IQQK	18.16	0.74 %	35.87	0.91 %	23.18	264.25
Lyxor ETF MSCI Korea	FR0010361691	LYMC	9.16	0.65 %	39.38	0.85 %	31.91	135.46
<b>Taiwan</b>								
ComStage ETF MSCI Taiwan TRN	LU0392495619	X019	0.48	0.60 %	25.11	-0.83 %	11.93	25.82
db x-trackers MSCI Taiwan TRN Index ETF	LU0292109187	DBX5	17.96	0.65 %	31.72	-0.59 %	11.81	99.04
iShares MSCI Taiwan	DE000A0HG2K5	IQQT	10.94	0.74 %	28.77	-0.64 %	23.24	204.51
Lyxor ETF MSCI Taiwan	FR0010444786	LYQD	2.56	0.65 %	33.77	-2.04 %	6.58	22.60
<b>Turkey</b>								
iShares MSCI Turkey	DE000A0LGQN1	IQQ5	6.55	0.74 %	59.08	4.25 %	27.70	119.11
Lyxor ETF Turkey (DJ Turkey Titans 20)	FR0010326256	LYYG	9.15	0.65 %	61.96	5.28 %	49.46	191.58
Market Access DJ Turkey Titans 20 Index Fund	LU0269999362	M9SE	0.80	0.60 %	112.21	5.43 %	155.10	7.76
<b>Vietnam</b>								
db x-trackers FTSE Vietnam ETF	LU0322252924	DXS7	9.20	0.85 %	94.39	12.33 %	34.43	153.19

## Equity Funds

## Regional Indices

	ISIN	Xetra Code	Ø Turnover/Month Q2 in € m	Management- Fee	XLM <sup>2)</sup> in BP June 10	Performance <sup>1)</sup> Q2	Xetra-Close in € 30 June 10	Assets u. M. <sup>3)</sup> in € m
<b>Africa</b>								
Lyxor ETF Pan Africa	FR0010636464	LYQH	4.51	0.85 %	90.27	0.47 %	10.67	83.20
<b>Asia/Pacific</b>								
Amundi ETF MSCI Pacific ex Japan	FR0010713669	18MM	0.88	0.45 %	30.52	-	-	76.14

## Equity Funds

## Regional Indices

	ISIN	Xetra Code	Ø Turnover/Month Q2 in € m	Management- Fee	XLM <sup>2)</sup> in BP June 10	Performance <sup>3)</sup> Q2	Xetra-Close in € 30 June 10	Assets u. M. <sup>3)</sup> in € m
<b>Asia/Pacific</b>								
ComStage ETF MSCI Pacific ex Japan TRN	LU0392495296	X015	3.95	0.45 %	25.58	-5.93 %	27.44	27.60
ComStage ETF MSCI Pacific TRN	LU0392495023	X014	0.95	0.45 %	20.80	-5.22 %	27.99	10.50
CS ETF (IE) on MSCI Pacific ex Japan	IE00B52MJY50	SXR1	0.00	0.35 %	257.64	-13.77 %	81.63	12.27
db x-trackers MSCI AC Asia ex Japan TRI	LU0322252171	DXS5	32.08	0.65 %	24.99	3.69 %	21.91	286.74
db x-trackers MSCI Pacific ex Japan TRI	LU0322252338	DXS6	12.08	0.45 %	26.59	-6.12 %	27.45	117.27
iShares MSCI AC Far East ex-Japan	DE000A0HGZS9	IQQF	13.02	0.74 %	24.34	3.78 %	30.51	1.379.05
iShares MSCI AC Far East ex-Japan Small Cap	DE000A0RFEF2	IUS9	1.93	0.74 %	84.50	2.62 %	19.17	23.00
iShares MSCI Pacific ex-Japan	DE000A0YBR12	EUNJ	2.26	0.60 %	26.32	-6.80 %	27.41	46.60
Lyxor ETF MSCI AC Asia-Pacific Ex Japan	FR0010312124	LYYC	17.13	0.65 %	25.57	-2.12 %	30.96	545.04
Lyxor ETF MSCI Asia APEX 50	FR0010652867	LYQI	1.14	0.50 %	53.44	1.38 %	57.95	22.44
Market Access DAXglobal Asia Index Fund	LU0259323235	M9SF	1.75	0.70 %	57.33	5.81 %	34.03	21.54
UBS-ETF MSCI Pacific ex Japan	LU0446734526	UIMD	1.98	0.40 %	51.68	-6.70 %	27.99	46.18
<b>Emerging Markets</b>								
ComStage ETF MSCI EM Eastern Europe TRN	LU0392495379	X016	2.15	0.60 %	34.69	-8.54 %	31.05	21.27
CS ETF (Lux) on MSCI Emerging Markets	LU0254097446	XMHB	0.20	0.45 %	82.31	-	-	476.52
db x-trackers MSCI EM Asia TRN Index ETF	LU0292107991	DBX2	52.07	0.65 %	26.02	4.33 %	25.78	405.02
db x-trackers MSCI EM EMEA TRN Index ETF	LU0292109005	DBX4	9.40	0.65 %	68.55	-4.98 %	22.72	67.06
db x-trackers MSCI EM LATAM TRN Index ETF	LU0292108619	DBX3	32.71	0.65 %	43.64	-1.20 %	43.54	266.20
db x-trackers MSCI Emerging Markets TRI	LU0292107645	DBX1	298.63	0.65 %	19.25	1.13 %	27.80	3.097.33
db x-trackers S&P Select Frontier ETF	LU0328476410	DXZ2	1.60	0.95 %	116.57	-8.43 %	7.66	25.80
iShares FTSE BRIC 50	DE000A0MSAE7	IQQ9	36.10	0.74 %	27.12	-1.26 %	21.88	713.29
iShares MSCI Emerging Markets	DE000A0HGZT7	IQQE	74.51	0.74 %	18.82	0.83 %	29.33	2.950.60
iShares MSCI Emerging Markets	DE000A0YBR46	EUNM	2.31	0.75 %	32.42	0.58 %	20.67	33.07
iShares MSCI Emerging Markets SmallCap	DE000A0YBR04	EUNI	4.39	0.74 %	189.19	0.17 %	48.50	58.20
iShares MSCI GCC Countries ex-Saudi Arabia	DE000A0RM470	EUN7	0.76	0.80 %	160.51	-5.34 %	24.65	9.86
Lyxor ETF MSCI EM Latin America	FR0010410266	LYM0	6.50	0.65 %	43.66	-0.26 %	30.66	187.66
Lyxor ETF MSCI Emerging Markets	FR0010429068	LYM7	25.36	0.65 %	28.48	0.60 %	7.52	898.46
Market Access DAXglobal BRIC Index Fund	LU0269999792	M9SH	5.66	0.70 %	53.47	2.18 %	46.03	55.41
<b>Europe</b>								
Amundi ETF DJ STOXX 600	FR0010791004	540E	0.13	0.18 %	20.46	-	-	16.90
Amundi ETF MSCI Europe	FR0010655696	18M1	4.61	0.28 %	10.58	-7.69 %	112.80	245.38
Amundi ETF MSCI Europe EX EMU	FR0010821819	540H	0.14	0.30 %	20.70	-	-	44.93
ComStage ETF MSCI Europe Large Cap TRN	LU0392496187	X024	0.61	0.25 %	15.43	-6.29 %	50.81	25.47
ComStage ETF MSCI Europe Mid Cap TRN	LU0392496260	X025	0.35	0.35 %	30.04	-1.22 %	47.68	11.20
ComStage ETF MSCI Europe Small Cap TRN	LU0392496344	X026	1.90	0.35 %	29.06	-5.09 %	16.22	12.55
ComStage ETF MSCI Europe TRN	LU0392494646	X011	4.62	0.25 %	8.95	-5.93 %	29.53	69.35
ComStage ETF STOXX 600 TR	LU0378434582	C060	9.88	0.20 %	18.89	-5.92 %	40.35	300.61
Consumer Discretionary European Source ETF	IE00B62RK662	S6XX	0.01	0.30 %	24.86	-	117.16	13.04
Consumer Staples European Source ETF	IE00B6222Y34	S6XY	0.01	0.30 %	25.67	-	167.00	17.29
CS ETF (IE) on MSCI Europe	IE00B53QFR17	SXR6	0.01	0.20 %	115.78	-6.29 %	62.82	6.25
Cyclicals European Source ETF	IE00B62SYX47	S6XZ	0.03	0.30 %	27.30	-	101.81	24.42
db x-trackers MSCI Europe Mid Cap TRI	LU0322253732	DX21	1.99	0.40 %	31.07	-4.96 %	46.02	17.95
db x-trackers MSCI Europe Small Cap TRI	LU0322253906	DX2J	10.38	0.40 %	28.44	-4.94 %	16.16	271.19
db x-trackers MSCI Europe TRN Index ETF	LU0274209237	DBXA	105.07	0.30 %	17.62	-5.68 %	29.56	775.76
db x-trackers MSCI Pan-Euro TRN Index ETF	LU0412624271	DX29	1.59	0.30 %	38.62	-6.72 %	10.82	159.07
db x-trackers STOXX 600 ETF	LU0328475792	DX2X	31.01	0.20 %	18.00	-6.11 %	40.24	50.70
Defensives European Source ETF	IE00B633JD33	S6X1	0.31	0.30 %	23.61	-	-	26.17
DJ STOXX 50 Source ETF	IE00B60SX519	SCOL	2.53	0.35 %	16.85	-9.07 %	39.61	6.67
DJ STOXX 600 Source ETF	IE00B60SXX18	SCOG	3.70	0.19 %	35.59	-6.64 %	40.10	33.41
DJ STOXX Mid 200 Source ETF	IE00B60SX063	SCOG	1.25	0.35 %	54.62	-4.43 %	38.16	6.98
DJ STOXX Small 200 Source ETF	IE00B60SWZ49	SCOF	1.28	0.35 %	46.88	-6.89 %	23.80	4.91
EasyETF DJ STOXX 600	FR0010616250	XEYP	0.48	0.35 %	63.54	-6.32 %	25.77	133.63
EasyETF STOXX 50 Europe (A share)	FR0010153387	X24G	0.00	0.30 %	33.16	-8.93 %	24.16	3.11
EasyETF STOXX 50 Europe (B share)	FR0010148858	X24H	0.00	0.30 %	36.25	-8.96 %	27.75	174.43
ETFlab MSCI Europe	DE000ETFL284	EL42	0.03	0.30 %	40.73	-7.10 %	8.53	18.44
ETFlab MSCI Europe LC	DE000ETFL086	EL4H	1.14	0.30 %	18.39	-7.49 %	62.47	27.48
ETFlab MSCI Europe MC	DE000ETFL292	EL43	0.01	0.30 %	57.62	-5.24 %	5.79	5.28
ETFlab STOXX Europe 50	DE000ETFL250	EL4Y	0.29	0.19 %	82.00	-10.10 %	23.85	49.43
iShares MSCI Europe	DE000A0M5X28	IQQY	13.76	0.35 %	20.20	-8.15 %	15.45	794.13
iShares MSCI Europe (Acc)	DE000A0YBR20	EUNK	0.09	0.35 %	17.16	-6.17 %	25.84	20.67
iShares MSCI Europe ex-UK	DE000A0J2094	IQQU	16.19	0.40 %	19.74	-7.42 %	19.58	469.92
iShares STOXX Europe 50 (DE)	DE0005933949	EXW3	43.51	0.50 %	15.93	-9.80 %	23.92	355.87
iShares STOXX Europe 50	IE0008470928	EUN1	63.86	0.35 %	13.98	-10.78 %	23.50	655.65
iShares STOXX Europe 600 (DE)	DE0002635307	EXSA	119.43	0.19 %	19.65	-7.26 %	24.64	851.42
iShares STOXX Europe Large 200 (DE)	DE0005933980	EXSC	2.23	0.19 %	34.69	-8.07 %	25.99	28.42

## Equity Funds

## Regional Indices

	ISIN	Xetra Code	Ø Turnover/Month Q2 in € m	Management- Fee	MLM <sup>2)</sup> in BP June 10	Performance <sup>1)</sup> Q2	Xetra-Close in € 30 June 10	Assets u. M. <sup>3)</sup> in € m
<b>Europe</b>								
iShares STOXX Europe Mid 200 (DE)	DE0005933998	EXSD	7.39	0.19 %	34.54	-5.46 %	24.25	100.35
iShares STOXX Europe Small 200 (DE)	DE000A0D8QZ7	EXSE	6.34	0.19 %	53.84	-7.90 %	15.15	117.52
Lyxor ETF MSCI Europe	FR0010261198	LYY5	42.22	0.35 %	12.79	-5.84 %	86.43	949.41
MSCI Europe Source ETF	IE00B60SWY32	SC0E	2.69	0.30 %	33.39	-6.44 %	111.90	144.12
UBS-ETF MSCI Europe	LU0446734104	UIMA	0.16	0.30 %	20.01	-6.11 %	43.01	12.90
UBS-ETF MSCI Europe I	LU0446734286	UIMB	0.00	0.18 %	20.00	-6.14 %	43.017.50	12.91
<b>Eurozone</b>								
Amundi ETF DJ EURO STOXX 50	FR0010654913	18MB	9.49	0.15 %	13.15	-9.39 %	41.97	468.08
Amundi ETF MSCI EMU	FR0010655688	18MH	0.35	0.25 %	19.86	-	-	142.16
ComStage ETF EURO STOXX 50	LU0378434079	C050	113.05	0.10 %	12.83	-9.31 %	42.17	247.75
ComStage ETF MSCI EMU TRN	LU0392494729	X012	1.11	0.25 %	28.82	-8.66 %	15.08	335.10
CS ETF (IE) on DJ EURO STOXX 50	IE00B53L3W79	SXRT	0.18	0.06 %	38.41	-10.05 %	60.66	51.58
CS ETF (IE) on MSCI EMU	IE00B53QG562	SXR7	1.51	0.20 %	93.19	-8.91 %	59.20	190.88
CS ETF (IE) on MSCI EMU Small Cap	IE00B3VWMM18	SXRJ	0.09	0.42 %	100.90	-9.43 %	77.93	56.53
CS ETF (Lux) on MSCI EMU Large Cap	LU0154139132	XMHA	3.00	0.40 %	23.66	-10.80 %	78.97	662.22
db x-trackers EURO STOXX 50 ETF	LU0274211217	DBXE	438.39	0.00 %	8.64	-9.36 %	27.30	1.612.29
db x-trackers EURO STOXX ETF Anteilskl. (1C)	LU0380865021	DXET	170.04	0.00 %	9.73	-9.40 %	27.77	531.93
DJ EURO STOXX 50 Source ETF	IE00B60SWX25	SC0D	275.77	0.15 %	8.74	-10.26 %	41.65	958.99
DJ EURO STOXX 50 Source ETF - Anteilkl. B	IE00B5B5TG76	S6X0	15.26	0.15 %	17.04	-12.36 %	25.75	9.58
EasyETF EURO STOXX 50 (A share)	FR0010129064	X247	1.13	0.25 %	35.05	-9.85 %	26.53	154.42
EasyETF EURO STOXX 50 (B share)	FR0010129072	XEY7	0.48	0.25 %	37.56	-9.78 %	30.92	406.97
ETFlab EURO STOXX 50	DE000ETFLO29	EL4B	125.04	0.15 %	12.48	-10.58 %	26.11	1.537.78
iShares EURO STOXX (DE)	DE000A0D8Q07	EXSI	37.12	0.19 %	18.77	-10.01 %	25.09	425.58
iShares EURO STOXX 50	IE0008471009	EUN2	694.40	0.15 %	7.89	-11.54 %	25.83	3.262.33
iShares EURO STOXX 50 (Acc)	DE000A0RD800	EUNV	2.16	0.35 %	15.91	-	23.03	13.46
iShares EURO STOXX 50 (DE)	DE0005933956	EXW1	1.088.80	0.15 %	7.55	-10.03 %	26.29	3.186.45
iShares EURO STOXX Mid	DE000A0DPMX7	IQQM	3.93	0.40 %	28.22	-10.77 %	31.49	129.11
iShares EURO STOXX Small	DE000A0DPMZ2	IQQS	17.41	0.40 %	38.50	-10.50 %	21.14	323.44
iShares FTSEurofirst 100	DE000A0DPM16	IQQ1	0.25	0.40 %	20.64	-10.04 %	19.81	74.68
iShares FTSEurofirst 80	DE000A0DPM08	IQQ8	0.07	0.40 %	21.19	-11.02 %	8.11	57.29
Lyxor ETF EURO STOXX 50	FR0007054358	LYSX	134.05	0.25 %	12.56	-9.46 %	26.62	5.305.07
Lyxor ETF MSCI EMU	FR0007085501	LYQC	0.39	0.35 %	33.74	-8.86 %	33.11	353.72
Lyxor ETF MSCI EMU Small Cap	FR0010168773	LYY1	4.19	0.40 %	33.60	-8.67 %	138.52	138.16
UBS-ETF EURO STOXX 50	LU0136234068	FRC1	26.71	0.30 %	22.09	-9.62 %	26.39	383.93
UBS-ETF EURO STOXX 50 I	LU0155367302	FRC7	70.87	0.10 %	29.39	-9.58 %	26.444.58	393.13
UBS-ETF MSCI EMU	LU0147308422	FS2G	29.11	0.50 %	15.64	-8.82 %	81.80	207.28
UBS-ETF MSCI EMU I	LU0446735093	UIMG	0.51	3.00 %	20.00	-8.82 %	82.285.00	16.46
<b>Global</b>								
Amundi ETF MSCI World ex EMU	FR0010756114	18MP	0.03	0.35 %	19.67	-2.31 %	106.13	185.41
Amundi ETF MSCI World ex Europe	FR0010756122	18MQ	0.01	0.35 %	20.21	-	-	6.23
ComStage ETF MSCI World TRN	LU0392494562	X010	8.25	0.40 %	17.28	-3.05 %	20.66	206.60
db x-trackers MSCI World TRN Index ETF	LU0274208692	DBXW	114.87	0.45 %	19.18	-3.07 %	20.54	1.497.55
iShares DJ Global Titans 50 (DE)	DE0006289382	EXI2	5.48	0.50 %	45.57	-6.86 %	16.28	54.22
iShares MSCI World	DE000A0HGZR1	IQQW	38.45	0.50 %	19.60	-3.90 %	18.25	2.255.70
iShares MSCI World (Acc)	DE000A0YBR38	EUNL	0.84	0.50 %	26.23	-3.30 %	19.02	30.43
Lyxor ETF MSCI World	FR0010315770	LYYA	18.58	0.45 %	16.39	-3.07 %	86.65	564.87
MSCI World Source ETF	IE00B60SX394	SC0J	2.06	0.45 %	34.05	-3.62 %	20.50	83.62
UBS-ETF MSCI World	LU0340285161	UWRD	2.61	0.40 %	27.38	-3.43 %	86.40	109.47
UBS-ETF MSCI World I	LU0446735416	UIMC	0.21	0.25 %	29.94	-	-	17.07
<b>Latin America</b>								
iShares MSCI Latin America	DE000A0NA0K7	IUSC	7.97	0.74 %	42.52	-2.80 %	19.44	161.35
<b>North America</b>								
ComStage ETF MSCI North America TRN	LU0392494992	X013	17.98	0.25 %	16.29	-1.49 %	22.48	55.04
iShares MSCI North America	DE000A0J2060	IQQN	8.74	0.40 %	29.21	-1.79 %	16.99	948.04
<b>East Europe</b>								
Amundi ETF MSCI Eastern Europe EX Russia	FR0010717074	540G	0.42	0.45 %	28.82	-	230.74	7.67
iShares MSCI Eastern Europe	DE000A0HGZV3	IQQR	10.75	0.74 %	49.08	-8.55 %	20.97	220.19
iShares STOXX EU Enlarged 15 (DE)	DE000A0D8Q15	EXSJ	7.46	0.50 %	47.05	-15.73 %	20.35	27.04
Lyxor ETF Eastern Europe	FR0010204073	L8I2	12.89	0.50 %	47.42	-12.38 %	17.90	305.87
<b>Scandinavia</b>								
Amundi ETF MSCI Nordic	FR0010655738	540I	1.14	0.25 %	20.43	-	-	16.24
<b>South-East Europe</b>								
Market Access South-East Europe Tr. Ind. F.	LU0259329869	M9SG	0.23	0.80 %	130.27	-15.79 %	11.25	4.32

## Equity Funds

## Sector Indices

	ISIN	Xetra Code	Ø Turnover/Month Q2 in € m	Management- Fee	XLM <sup>2)</sup> in BP June 10	Performance <sup>3)</sup> Q2	Xetra-Close in € 30 June 10	Assets u. M. <sup>3)</sup> in € m
<b>Alternative Investments</b>								
db x-trackers db Hedge Fund Index ETF	LU0328476337	DX2Y	32.11	0.90 %	66.05	-3.72 %	10.61	631.24
db x-trackers LPX MM Private Equity ETF	LU0322250712	DX2D	6.59	0.70 %	65.66	-6.59 %	19.27	64.84
db x-trackers S&P Global Infrastructure ETF	LU0322253229	DX2E	11.36	0.60 %	47.43	-2.93 %	19.19	103.96
db x-trackers S&P U.S. Carbon Efficient ETF	LU0411076002	DX28	0.17	0.50 %	39.62	-1.65 %	8.04	2.86
EasyETF NMX Infrastructure Europe	LU0315455286	IM2S	0.03	0.50 %	88.12	-8.52 %	21.38	2.23
EasyETF NMX30 Infrastructure Global	LU0315440411	IM2R	0.78	0.50 %	97.16	-0.93 %	24.61	13.61
ETFX DAXglobal Alternative Energy Fund	DE000A0Q8M94	ETLU	0.74	0.65 %	169.06	-4.90 %	12.24	12.93
ETFX Janney Global Water Fund	DE000A0Q8M86	ETLT	0.22	0.65 %	170.40	-1.87 %	35.77	6.89
ETFX S-Net ITG Global Agri Business Fund	DE000A0Q8NA2	ETLV	1.27	0.65 %	200.63	-13.73 %	29.04	27.56
ETFX WNA Global Nuclear Energy Fund	DE000A0Q8M37	ETLN	0.33	0.65 %	182.74	-2.22 %	21.54	29.05
iShares FTSE/Macquarie Gl. Infrastructure 100	DE000A0LGQM3	IQQI	4.93	0.65 %	25.62	-1.89 %	16.10	238.28
iShares S&P Emerging Markets Infrastructure	DE000A0RFFS2	IUS8	2.29	0.74 %	58.27	-0.06 %	16.25	89.38
iShares S&P Global Clean Energy	DE000A0M5X10	IQQH	2.83	0.65 %	51.35	-13.37 %	6.95	121.59
iShares S&P Global Timber&Forestry	DE000A0NA0H3	IUSB	1.95	0.65 %	40.83	0.57 %	12.27	36.81
iShares S&P Global Water	DE000A0MSAG2	IQQQ	2.72	0.65 %	33.75	-0.87 %	15.98	131.04
iShares S&P Listed Private Equity	DE000A0MSAF4	IQQL	2.82	0.75 %	59.22	-7.65 %	9.20	81.91
Lyxor ETF New Energy	FR0010524777	LYM9	2.56	0.60 %	87.19	-9.57 %	18.52	87.25
Lyxor ETF Private Equity Privex TR	FR0010413518	LSK6	0.41	0.70 %	97.68	-	-	10.49
Lyxor ETF PRIVEX	FR0010407197	LYM4	0.81	0.70 %	100.00	-8.73 %	3.53	29.65
Lyxor ETF World Water	FR0010527275	LYM8	1.15	0.60 %	80.55	2.13 %	15.82	48.89
MW TOPS Global Alpha	DE000A1CTGQ5	M58A	0.19	0.25 %	37.02	-2.65 %	9.75	157.61
PowerShares Global Clean Energy Fund	IE00B23D9133	6PSG	0.68	1.00 %	69.43	-10.50 %	4.69	6.57
PowerShares Global Listed Private Equity Fund	IE00B23D8Z06	6PSE	0.10	1.00 %	61.86	-	-	60.54
PowerShares Palisades Global Water Fund	IE00B23D9026	6PSF	0.18	1.00 %	45.16	-	-	5.93
<b>Automobiles &amp; Parts</b>								
ComStage ETF STOXX 600 Autom. & Parts TR	LU0378435043	C061	1.16	0.25 %	13.72	7.72 %	35.98	9.53
DJ STOXX 600 Opt. Autom. & Parts Source	IE00B5NLX835	SCOP	15.53	0.30 %	17.81	4.77 %	143.95	65.17
iShares STOXX Europe 600 Autom. & P. (DE)	DE0006344716	EXV5	3.30	0.50 %	22.86	7.73 %	24.82	18.22
iShares STOXX Eur. 600 Auto. & P. Swap (DE)	DE000A0D8Q56	EXXA	0.94	0.30 %	47.73	7.31 %	36.12	2.69
Lyxor ETF STOXX Europe 600 Autom. & Parts	FR0010344630	LYYN	3.95	0.30 %	22.98	8.44 %	24.93	36.54
<b>Banks</b>								
Amundi ETF MSCI Europe Banks	FR0010688176	18M3	0.49	0.25 %	22.14	-	-	6.27
ComStage ETF STOXX 600 Banks TR	LU0378435399	C062	8.32	0.25 %	15.89	-11.41 %	36.04	52.26
db x-trackers STOXX 600 Banks ETF	LU0292103651	DXSF	49.57	0.30 %	18.06	-11.20 %	36.06	96.93
DJ STOXX 600 Optimised Banks Source ETF	IE00B5MTWD60	SCOU	45.54	0.30 %	16.01	-12.50 %	64.33	174.41
iShares EURO STOXX Banks (DE)	DE0006289309	EXX1	23.19	0.50 %	24.38	-16.68 %	17.23	90.56
iShares STOXX Europe 600 Banks (DE)	DE0006289341	EXV1	23.50	0.50 %	19.97	-11.31 %	19.77	149.42
iShares STOXX Europe 600 Banks Swap (DE)	DE000A0D8Q64	EXXB	3.39	0.30 %	27.96	-11.23 %	35.95	11.73
Lyxor ETF STOXX Europe 600 Banks	FR0010345371	LYYP	33.82	0.30 %	19.94	-11.20 %	19.74	277.66
<b>Basic Resources</b>								
ComStage ETF NYSE Arca Gold Bugs	LU0488317701	CD91	0.41	0.65 %	126.65	-	39.02	17.56
ComStage ETF STOXX 600 B. Resources TR	LU0378435472	C063	8.33	0.25 %	52.81	-15.35 %	79.37	51.03
db x-trackers STOXX 600 Basic Resources ETF	LU0292100806	DXSC	60.09	0.30 %	19.86	-15.36 %	79.44	71.85
DJ STOXX 600 Optimised B. Resources Source	IE00B5MTWY73	SCOW	39.21	0.30 %	18.43	-16.16 %	278.64	146.43
ETFX DAXglobal Coal Mining Fund	DE000A0Q8NB0	ETLW	0.00	0.65 %	171.67	-	37.20	9.11
ETFX DAXglobal Gold Mining Fund	DE000A0Q8NC8	ETLX	2.39	0.65 %	157.42	29.04 %	37.55	45.74
ETFX DAXglobal Steel Fund	DE000A0Q8NF1	ETLO	0.01	0.65 %	157.39	-	-	6.52
iShares STOXX Europe 600 B. Resources (DE)	DE0006344724	EXV6	71.25	0.50 %	17.45	-15.41 %	46.54	223.40
iShares STOXX Europe 600 B. Res. Swap (DE)	DE000A0D8Q72	EXXC	10.83	0.30 %	23.13	-15.79 %	78.80	36.08
Lyxor ETF STOXX Europe 600 Basic Resources	FR0010345389	LYYX	34.88	0.30 %	16.74	-15.45 %	46.50	163.58
Market Access NYSE Arca Gold Bugs Index F.	LU0259322260	M9SD	45.97	0.70 %	75.74	29.60 %	160.90	159.69
<b>Chemicals</b>								
ComStage ETF STOXX 600 Chemicals TR	LU0378435555	C064	8.84	0.25 %	9.42	-1.88 %	76.69	23.39
DJ STOXX 600 Optimised Chemicals Source	IE00B5MTY077	SCOO	6.69	0.30 %	16.31	-2.47 %	175.21	44.17
iShares STOXX Europe 600 Chemicals (DE)	DE0006344732	EXV7	4.27	0.50 %	18.45	-1.77 %	46.00	26.64
iShares STOXX Europe 600 Chem. Swap (DE)	DE000A0D8Q80	EXXD	0.26	0.30 %	51.19	-2.09 %	77.12	22.23
Lyxor ETF STOXX Europe 600 Chemicals	FR0010345470	LYYY	9.27	0.30 %	12.69	-1.54 %	45.97	28.27
<b>Personal &amp; Household Goods</b>								
Amundi ETF MSCI Europe Cons. Discretionary	FR0010688184	18M4	0.56	0.25 %	19.11	-	-	6.97
Amundi ETF MSCI Europe Consumer Staples	FR0010688168	18M5	0.06	0.25 %	17.83	-	-	8.91
ComStage ETF STOXX 600 P. & Househ. G. TR	LU0378436520	C073	0.04	0.25 %	9.52	1.57 %	58.84	12.12
DJ STOXX 600 Opt. P.I & Househ. G. Source	IE00B5MTZ595	SC04	3.39	0.30 %	18.51	1.58 %	185.81	12.42
iShares STOXX Europe 600 P. & H. Goods (DE)	DE0006289432	EXH7	2.70	0.50 %	24.70	1.47 %	37.23	17.29
iShares STOXX Europe 600 P. & H. G. Sw. (DE)	DE000A0F5T85	EXXM	1.40	0.30 %	49.83	1.37 %	58.34	25.46
Lyxor ETF STOXX Europe 600 P. & H. Goods	FR0010344978	LYYV	8.06	0.30 %	15.71	1.78 %	37.15	91.46

## Equity Funds

## Sector Indices

	ISIN	Xetra Code	Ø Turnover/Month Q2 in € m	Management- Fee	XLM <sup>2)</sup> in BP June 10	Performance <sup>1)</sup> Q2	Xetra-Close in € 30 June 10	Assets u. M. <sup>3)</sup> in € m
<b>Financial Services</b>								
Amundi ETF MSCI World Financials	FR0010791152	540M	0.00	0.35 %	33.53	-	74.73	9.70
ComStage ETF STOXX 600 Fin.I Services TR	LU0378435712	C066	0.12	0.25 %	15.66	-3.60 %	39.34	8.10
DJ STOXX 600 Opt. Fin. Services Source ETF	IE00B5MTYK77	SC02	3.31	0.30 %	22.02	-2.63 %	83.27	12.55
iShares STOXX Europe 600 Fin. Services (DE)	DE0006344773	EXH2	1.96	0.50 %	35.99	-4.44 %	23.02	14.66
iShares STOXX Europe 600 Fin. Serv. Sw. (DE)	DE000A0F5T10	EXXF	0.49	0.30 %	53.08	-3.76 %	39.15	2.41
Lyxor ETF STOXX Europe 600 Fin. Services	FR0010345363	LYMA	1.18	0.30 %	23.05	-3.47 %	23.07	12.28
<b>Food &amp; Beverage</b>								
ComStage ETF STOXX 600 Food & Bev. TR	LU0378435803	C067	0.98	0.25 %	9.14	3.48 %	52.69	27.61
db x-trackers STOXX 600 Food & Bev. ETF	LU0292105359	DXSK	7.55	0.30 %	18.16	3.57 %	52.80	42.27
DJ STOXX 600 Optimised Food & Bev. Source	IE00B5MTYL84	SC03	9.74	0.30 %	16.02	2.81 %	163.57	34.15
iShares STOXX Europe 600 Food & Bev. (DE)	DE0006344781	EXH3	10.71	0.50 %	17.55	3.48 %	33.88	39.25
iShares STOXX Europe 600 F. & Bev. Sw. (DE)	DE000A0F5T28	EXXG	4.43	0.30 %	33.47	3.64 %	52.69	59.53
Lyxor ETF STOXX Europe 600 Food & Beverage	FR0010344861	LYYR	9.88	0.30 %	14.58	3.58 %	33.83	97.69
<b>Health Care</b>								
Amundi ETF MSCI Europe Healthcare	FR0010688192	18M6	0.05	0.25 %	19.62	-	-	17.84
ComStage ETF STOXX 600 Health Care TR	LU0378435985	C068	4.58	0.25 %	58.79	0.07 %	53.82	55.27
db x-trackers STOXX 600 Health Care ETF	LU0292103222	DXSE	7.69	0.30 %	19.53	0.19 %	53.75	99.77
DJ STOXX 600 Optimised Health Care Source	IE00B5MJY16	SC0T	10.82	0.30 %	14.85	-0.80 %	100.92	54.23
iShares EURO STOXX Health Care (DE)	DE0006289333	EXX4	2.51	0.50 %	25.04	-5.13 %	41.20	10.08
iShares STOXX Europe 600 Health Care (DE)	DE0006289374	EXV4	27.41	0.50 %	16.95	0.16 %	38.59	178.98
iShares STOXX Europe 600 H. Care Swap (DE)	DE000A0F5T36	EXXH	2.44	0.30 %	22.00	0.41 %	53.83	35.25
Lyxor ETF STOXX Europe 600 Health Care	FR0010344879	LYYS	18.24	0.30 %	13.71	0.13 %	38.55	160.61
<b>Industrial Goods &amp; Services</b>								
Amundi ETF MSCI Europe Industrials	FR0010688218	18M8	0.10	0.25 %	18.92	-	-	7.71
Amundi ETF MSCI Europe Materials	FR0010791137	540B	0.35	0.25 %	17.88	-	-	5.88
ComStage ETF STOXX 600 Con. & Mat. TR	LU0378435639	C065	0.85	0.25 %	13.21	-9.39 %	40.34	21.54
ComStage ETF STOXX 600 Ind. G. & Serv. TR	LU0378436017	C069	0.97	0.25 %	12.83	0.14 %	41.48	10.54
db x-trackers STOXX 600 Industrial Goods ETF	LU0292106084	DXSL	8.00	0.30 %	21.66	-0.12 %	41.38	76.07
DJ STOXX 600 Opt. Con. & Materials Source	IE00B5MTY309	SC01	5.87	0.30 %	17.17	-9.15 %	156.48	24.93
DJ STOXX 600 Opt. Ind. G. & Services Source	IE00B5MJYX09	SC0S	22.27	0.30 %	20.86	-0.52 %	101.65	129.54
ETFX DAXglobal Shipping Fund	DE000A0Q8M45	ETLP	0.72	0.65 %	167.91	-	18.53	22.22
iShares STOXX Europe 600 Con. & Mat. (DE)	DE0006344740	EXV8	3.41	0.50 %	27.25	-9.28 %	25.43	17.30
iShares STOXX Europe 600 C. & M. Sw. (DE)	DE000A0F5T02	EXXE	0.59	0.30 %	57.17	-9.61 %	40.28	15.57
iShares STOXX Europe 600 Ind. G. & S. (DE)	DE0006344799	EXH4	7.98	0.50 %	24.18	0.55 %	27.45	37.83
iShares STOXX Eur. 600 Ind. G. & S. Sw. (DE)	DE000A0F5T44	EXXI	0.71	0.30 %	32.15	0.00 %	41.47	41.88
Lyxor ETF STOXX Europe 600 Con. & Materials	FR0010345504	LYYZ	4.56	0.30 %	18.35	-9.25 %	25.31	22.88
Lyxor ETF STOXX Europe 600 Ind. G. & Serv.	FR0010344887	LYYT	10.54	0.30 %	19.66	0.73 %	27.45	59.98
<b>Insurance</b>								
Amundi ETF MSCI Europe Insurance	FR0010688226	18M9	0.11	0.25 %	20.84	-	-	5.92
ComStage ETF STOXX 600 Insurance TR	LU0378436108	C070	0.04	0.25 %	15.60	-9.76 %	22.38	39.46
db x-trackers STOXX 600 Insurance ETF	LU0292105193	DXSJ	5.55	0.30 %	24.17	-9.80 %	22.45	29.77
DJ STOXX 600 Optimised Insurance Source	IE00B5MTXJ97	SC0Y	7.17	0.30 %	18.60	-10.39 %	39.33	122.67
iShares STOXX Europe 600 Insurance (DE)	DE0006289416	EXH5	14.72	0.50 %	23.15	-9.28 %	14.47	57.64
iShares STOXX Europe 600 Ins. Swap (DE)	DE000A0F5T51	EXXJ	0.24	0.30 %	28.99	-9.65 %	22.48	10.72
Lyxor ETF STOXX Europe 600 Insurance	FR0010344903	LYYQ	5.43	0.30 %	20.48	-9.64 %	14.44	87.19
<b>Media</b>								
ComStage ETF STOXX 600 Media TR	LU0378436363	C071	1.15	0.25 %	15.79	-2.30 %	25.03	10.41
DJ STOXX 600 Optimised Media Source ETF	IE00B5MTZ488	SC06	1.58	0.30 %	22.90	-2.14 %	48.10	81.87
iShares STOXX Europe 600 Media (DE)	DE0006289424	EXH6	5.37	0.50 %	35.83	-2.81 %	16.61	15.49
iShares STOXX Europe 600 Media Swap (DE)	DE000A0F5T69	EXXK	0.82	0.30 %	50.77	-2.78 %	24.83	6.30
Lyxor ETF STOXX Europe 600 Media	FR0010344929	LYYU	3.01	0.30 %	24.58	-2.58 %	16.62	171.68
<b>Oil &amp; Gas</b>								
Amundi ETF MSCI World Energy	FR0010791145	540L	0.18	0.35 %	36.60	-	-	8.59
ComStage ETF STOXX 600 Oil & Gas TR	LU0378436447	C072	3.32	0.25 %	57.56	-16.82 %	50.74	40.14
db x-trackers STOXX 600 Oil & Gas ETF	LU0292101796	DXSD	22.96	0.30 %	19.57	-17.23 %	50.72	99.71
DJ STOXX 600 Optimised Oil & Gas Source	IE00B5MTWH09	SC0V	21.53	0.30 %	16.77	-13.36 %	117.61	126.01
iShares STOXX Europe 600 Oil & Gas (DE)	DE0006344765	EXH1	35.04	0.50 %	18.35	-16.86 %	28.06	126.82
iShares STOXX Europe 600 O. & Gas Sw. (DE)	DE000A0F5T77	EXXL	2.87	0.30 %	28.83	-17.37 %	50.39	29.19
Lyxor ETF STOXX Europe 600 Oil & Gas	FR0010344960	LYMB	16.23	0.30 %	16.21	-16.55 %	28.24	171.86
<b>Real Estate</b>								
Amundi ETF Real Estate REIT IEIF	FR0010791160	540N	0.00	0.35 %	27.05	-	-	5.02
ComStage ETF STOXX 600 Real Estate TR	LU0378436793	C074	0.88	0.25 %	27.75	-6.98 %	13.19	9.04
db x-trackers FTSE EPRA/NAREIT Dev. Eur. RE	LU0489337690	D5BK	0.00	0.20 %	70.34	-	10.87	66.31
db x-trackers FTSE EPRA/NAREIT Euroz. RE	LU0489336965	D5BJ	0.00	0.15 %	63.12	-	13.66	4.10
EasyETF EPRA Eurozone	LU0192223062	IM2A	1.97	0.45 %	164.73	-13.29 %	143.85	165.96

## Equity Funds

## Sector Indices

	ISIN	Xetra Code	Ø Turnover/Month Q2 in € m	Management- Fee	XLM <sup>2)</sup> in BP June 10	Performance <sup>1)</sup> Q2	Xetra-Close in € 30 June 10	Assets u. M. <sup>3)</sup> in € m
<b>Real Estate</b>								
iShares FTSE EPRA/NAREIT Asia Prop. Yield	DE000A0LGGJ9	IQQ4	4.63	0.59 %	52.15	1.05 %	16.34	127.45
iShares FTSE EPRA/Nareit Dev. World Yield	DE000A0LGLL5	IQQ6	6.98	0.59 %	49.35	1.48 %	13.04	498.13
iShares FTSE EPRA/NAREIT US Prop. Yield	DE000A0LGQK7	IQQ7	9.07	0.40 %	76.74	5.82 %	13.09	164.93
iShares FTSE/EPRA European Prop. Index Fund	DE000A0HG2Q2	IQQP	16.96	0.40 %	37.17	-8.07 %	22.00	334.40
iShares STOXX Americas 600 R. Est. Cap (DE)	DE000A0H0769	EXI6	2.13	0.70 %	70.77	4.40 %	10.38	26.22
iShares STOXX As. Pacific 600 R. Est. Cap (DE)	DE000A0H0777	EXI7	2.33	0.70 %	73.32	-2.50 %	9.47	20.79
iShares STOXX Europe 600 R. Estate Cap (DE)	DE000A0H0751	EXI5	3.45	0.45 %	35.99	-10.25 %	9.78	35.36
Lyxor ETF MSCI Ac Asia Ex Japan Real Estate	FR0010833541	LYPN	0.21	0.65 %	56.80	-1.44 %	8.35	5.85
Lyxor ETF MSCI Europe Real Estate	FR0010833558	LYPL	0.57	0.40 %	28.61	-8.82 %	23.47	25.11
Lyxor ETF MSCI USA Real Estate	FR0010833566	LYPM	0.43	0.40 %	55.71	6.79 %	24.39	19.51
Lyxor ETF MSCI World Real Estate	FR0010833574	LYPP	0.49	0.40 %	57.79	1.58 %	25.73	24.78
<b>Retail</b>								
ComStage ETF STOXX 600 Retail TR	LU0378436876	C075	1.79	0.25 %	47.28	-	-	11.00
DJ STOXX 600 Optimised Retail Source ETF	IE00B5MTZM66	SCO5	9.54	0.30 %	16.54	-1.71 %	109.08	26.40
iShares STOXX Europe 600 Retail (DE)	DE0006289440	EXH8	4.04	0.50 %	27.41	-1.23 %	25.67	14.97
iShares STOXX Europe 600 RetailSwap (DE)	DE000A0F5T93	EXXN	1.42	0.30 %	55.18	-1.61 %	41.02	14.74
Lyxor ETF STOXX Europe 600 Retail	FR0010344986	LYYI	2.17	0.30 %	21.47	-1.23 %	25.74	32.66
<b>Technology</b>								
Amundi ETF MSCI Europe IT	FR0010713768	540A	0.22	0.25 %	16.70	-	-	5.57
ComStage ETF STOXX 600 Technology TR	LU0378437098	C076	1.59	0.25 %	16.72	-8.67 %	25.80	24.54
db x-trackers STOXX 600 Technology ETF	LU0292104469	DXSH	7.84	0.30 %	21.43	-8.43 %	25.74	41.07
DJ STOXX 600 Optimised Technology Source	IE00B5MTWZ80	SCOX	3.15	0.30 %	18.67	-5.00 %	29.66	9.39
iShares EURO STOXX Technology (DE)	DE0006289325	EXX3	1.47	0.50 %	33.78	-15.73 %	21.22	13.57
iShares STOXX Europe 600 Technology (DE)	DE0006289366	EXV3	7.11	0.50 %	24.87	-8.06 %	19.62	25.23
iShares STOXX Europe 600 Techn. Swap (DE)	DE000A0F5UA6	EXXP	0.91	0.30 %	48.85	-8.92 %	25.73	8.38
iShares TecDAX (DE)	DE0005933972	EXS2	11.95	0.50 %	31.81	-9.42 %	7.07	70.99
Lyxor ETF STOXX Europe 600 Technology	FR0010344796	LYYW	6.33	0.30 %	21.33	-8.21 %	19.67	50.76
<b>Telecommunication</b>								
Amundi ETF MSCI Europe Telecom Services	FR0010713735	540C	0.34	0.25 %	18.60	-	-	7.62
ComStage ETF STOXX 600 Telecom. TR	LU0378437171	C077	1.21	0.25 %	10.62	-	-	29.16
db x-trackers STOXX 600 Telecom. ETF	LU0292104030	DXSQ	13.18	0.30 %	14.86	-2.13 %	43.56	73.43
DJ STOXX 600 Optimised Telecom. Source	IE00B5MJYB88	SCOQ	15.74	0.30 %	14.32	-2.61 %	71.20	50.88
iShares EURO STOXX Telecom. (DE)	DE0006289317	EXX2	3.39	0.50 %	27.51	-7.81 %	37.06	17.88
iShares STOXX Europe 600 Telecom. (DE)	DE0006289358	EXV2	10.93	0.50 %	23.55	-2.46 %	25.40	80.87
iShares STOXX Europe 600 Telecom. Sw. (DE)	DE000A0F5UB4	EXXQ	1.28	0.30 %	46.44	-2.33 %	43.61	16.10
Lyxor ETF STOXX Europe 600 Telecom.	FR0010344812	LYYK	9.71	0.30 %	17.02	-2.00 %	25.49	179.05
<b>Travel &amp; Leisure</b>								
ComStage ETF STOXX 600 Travel & Leisure TR	LU0378437254	C078	2.14	0.25 %	31.42	-4.88 %	18.12	8.75
DJ STOXX 600 Optimised Tr. & Leisure Source	IE00B5MJYC95	SCOR	3.74	0.30 %	23.92	-3.80 %	82.58	14.01
iShares STOXX Europe 600 Tr. & Leisure (DE)	DE0006344757	EXV9	1.70	0.50 %	42.49	-5.12 %	11.68	14.07
iShares STOXX Europe 600 Tr. & Leis. Sw. (DE)	DE000A0F5UC2	EXXR	1.74	0.30 %	67.30	-5.11 %	18.02	5.91
Lyxor ETF STOXX Europe 600 Travel & Leisure	FR0010344838	LYYL	4.25	0.30 %	29.31	-4.99 %	11.61	17.87
<b>Utilities</b>								
Amundi ETF MSCI Europe Utilities	FR0010688234	540D	0.11	0.25 %	20.49	-	-	4.88
ComStage ETF STOXX 600 Utilities TR	LU0378437338	C079	2.78	0.25 %	6.90	-10.27 %	57.57	45.71
db x-trackers STOXX 600 Utilities ETF	LU0292104899	DXSI	11.99	0.30 %	16.26	-11.10 %	57.49	54.35
DJ STOXX 600 Optimised Utilities Source ETF	IE00B5MTXK03	SCOZ	8.52	0.30 %	18.00	-11.83 %	131.11	84.34
iShares STOXX Europe 600 Utilities (DE)	DE0006289457	EXH9	12.47	0.50 %	13.54	-10.80 %	30.07	78.16
iShares STOXX Europe 600 Utilities Swap (DE)	DE000A0F5UDO	EXXS	0.32	0.30 %	26.67	-10.45 %	57.87	25.09
Lyxor ETF STOXX Europe 600 Utilities	FR0010344853	LYYM	7.68	0.30 %	14.05	-10.23 %	30.28	85.49

## Bond Funds

	ISIN	Xetra Code	Ø Turnover/Month Q2 in € m	Management- Fee	XLM <sup>2)</sup> in BP June 10	Performance <sup>1)</sup> Q2	Xetra-Close in € 30 June 10	Assets u. M. <sup>3)</sup> in € m
<b>Money Market</b>								
Amundi ETF EONIA	FR0010718841	18MC	5.43	0.14 %	3.71	0.05 %	1,387.58	235.90
Amundi ETF EuroMTS Cash 3 Months	FR0010754200	18M1	0.00	0.14 %	3.46	-	-	5.91
ComStage ETF Commerzbank EONIA Index TR	LU0378437684	C100	43.48	0.10 %	1.52	0.50 %	102.06	357.20
ComStage ETF CB FED Funds Eff. Rate Ind. TR	LU0378437767	C101	8.80	0.10 %	24.25	10.12 %	81.75	73.58

## Bond Funds

	ISIN	Xetra Code	Ø Turnover/Month Q2 in € m	Management- Fee	XLM <sup>2)</sup> in BP June 10	Performance <sup>1)</sup> Q2	Xetra-Close in € 30 June 10	Assets u. M. <sup>3)</sup> in € m
<b>Money Market</b>								
db x-trackers II EONIA TR Index ETF	LU0290358497	DBXT	225.04	0.15 %	0.31	0.05 %	138.34	1.375.01
db x-trackers II EONIA TRI ETF 1D	LU0335044896	DX22	11.65	0.15 %	0.58	-	-	93.73
db x-trackers II FED Funds Eff. Rate TRI ETF	LU0321465469	DXSZ	16.81	0.15 %	23.15	9.22 %	138.98	152.40
db x-trackers II SONIA TRI ETR	LU0321464652	DXS1	4.87	0.15 %	24.68	-	-	24.35
EasyETF EuroMTS Eonia	FR0010616268	XEYU	0.00	0.15 %	3.95	0.07 %	138.58	28.59
iShares eb.rexx Money Market	DE000A0Q4R29	EXVM	97.90	0.12 %	4.37	-3.72 %	93.40	774.40
Lyxor ETF EURO Cash EONIA	FR0010510800	L813	27.55	0.15 %	5.20	0.05 %	105.79	1.242.97
<b>Inflation-Linked Bonds</b>								
Amundi ETF EURO Inflation	FR0010754127	18MU	0.00	0.16 %	77.14	-	-	25.22
ComStage ETF iBoxx € Sov. Infl.-L. Euro-Infl.	LU0444607187	8530	0.04	0.17 %	82.82	-2.34 %	103.15	51.58
CS ETF (IE) on iBoxx EUR Inflation Linked	IE00B3VTQ640	SXRS	0.25	0.16 %	69.88	-1.15 %	105.19	37.87
CS ETF (IE) on iBoxx USD Inflation Linked	IE00B3VTPS97	SXRR	0.00	0.16 %	79.67	-	-	26.03
db x-trackers II EURO Infl. Swap 5 year TRI	LU0426245436	DX20	0.07	0.20 %	18.17	-	-	4.49
db x-trackers II iBoxx € Infl.-Linked TRI	LU0290358224	DBXK	8.44	0.20 %	28.53	-1.28 %	167.24	172.65
db x-trackers II iBoxx Global Infl.-L. TRI Hedg.	LU0290357929	DBXH	10.90	0.25 %	34.99	1.73 %	167.85	785.09
iShares Barclays Capital \$ TIPS	DE000A0LGQF7	IUST	5.95	0.25 %	26.55	14.92 %	135.03	421.29
iShares Barclays Capital EURO Infl.-L. Bond	DE000A0HG2S8	IBCI	17.02	0.25 %	22.99	0.33 %	180.58	664.53
iShares Barclays Capital Gl. Infl.-Linked Bond	DE000A0RFED7	IUS5	1.12	0.25 %	50.80	9.18 %	98.40	102.34
Lyxor ETF EuroMTS Inflation Linked	FR0010174292	LYQ7	15.62	0.20 %	39.55	-1.63 %	116.37	640.04
<b>Credit Derivatives</b>								
db x-trackers II iTraxx Cross. 5-year TRI	LU0290359032	DBXM	20.26	0.24 %	24.59	-4.88 %	109.11	154.82
db x-trackers II iTraxx Europe 5-year TRI	LU0290358653	DXSQ	5.91	0.18 %	16.16	-1.99 %	105.40	142.11
db x-trackers II iTraxx Eur. Sen. Fin. 5-year TRI	LU0378819295	DBZD	3.79	0.18 %	30.94	-3.12 %	104.30	16.74
db x-trackers II iTraxx Eur. Sub. Fin. 5-year TRI	LU0378819378	DBZE	0.91	0.21 %	39.98	-	-	7.31
db x-trackers II iTraxx HiVol 5-year TRI	LU0290358737	DBXL	1.07	0.21 %	25.36	-2.97 %	107.84	13.18
EasyETF - iTraxx Crossover	LU0281436138	IM2H	1.31	0.25 %	85.97	-5.36 %	107.97	65.89
EasyETF - iTraxx Europe HiVol	LU0281436302	IM2I	0.01	0.20 %	91.69	-3.04 %	107.73	5.43
<b>Jumbos</b>								
ComStage ETF iBOXX € Ger. Cov. Cap. 3-5 TR	LU0488317370	C541	0.05	0.17 %	22.07	-	172.44	61.22
ComStage ETF iBOXX € Ger. Cov. Cap. 5-7 TR	LU0488317453	C542	0.02	0.17 %	26.39	-	182.43	25.74
ComStage ETF iBOXX € Ger. Cov. Cap. 7-10 TR	LU0488317537	C543	0.01	0.17 %	33.37	-	189.40	10.38
db x-trackers II iBoxx € Ger. Covered TRI	LU0321463506	DXSW	12.29	0.15 %	14.50	1.32 %	167.82	367.24
ETFlab iBoxx EUR Liquid Ger. Diversified	DE000ETFL359	EL48	1.81	0.09 %	13.70	2.16 %	111.62	31.32
iShares Barclays Capital EURO Covered Bond	DE000A0RFEE5	IUS6	3.29	0.20 %	30.00	-1.44 %	137.79	60.63
iShares eb.rexx Jumbo Pfandbriefe (DE)	DE0002635265	EXHE	80.21	0.09 %	11.35	0.00 %	107.60	1,330.80
Lyxor ETF EuroMTS Covered Bond Aggregate	FR0010481127	LRX2	2.82	0.17 %	45.79	-1.44 %	117.54	117.54
<b>Government Bonds</b>								
Amundi ETF Govt Bond EuroMTS Broad	FR0010754192	18MV	0.00	0.14 %	44.01	0.04 %	169.45	101.70
Amundi ETF Govt Bond EuroMTS Broad 10-15	FR0010754143	18MW	0.00	0.14 %	55.64	-1.69 %	174.83	26.31
Amundi ETF Govt Bond EuroMTS Broad 1-3	FR0010754135	18MX	0.00	0.14 %	25.27	-0.17 %	155.37	244.45
Amundi ETF Govt Bond EuroMTS Broad 3-5	FR0010754168	18MY	0.00	0.14 %	32.91	0.19 %	167.10	158.60
Amundi ETF Govt Bond EuroMTS Broad 5-7	FR0010754176	18MZ	0.00	0.14 %	41.09	0.49 %	173.75	26.06
Amundi ETF Govt Bond EuroMTS Broad 7-10	FR0010754184	18M0	0.00	0.14 %	44.41	-0.54 %	174.52	26.10
ComStage ETF iBoxx € Liq. Sov. Div. 10-15 TR	LU0444606452	X507	0.04	0.12 %	34.94	-2.32 %	113.87	9.98
ComStage ETF iBoxx € Liq. Sov. Div. 1-3 TR	LU0444605991	X502	3.68	0.12 %	10.41	-0.58 %	117.76	282.67
ComStage ETF iBoxx € Liq. Sov. Div. 15+ TR	LU0444606536	X508	0.00	0.12 %	35.25	1.29 %	114.24	10.44
ComStage ETF iBoxx € Liq. Sov. Div. 25+ TR	LU0444606619	X509	0.00	0.12 %	40.86	-	-	10.11
ComStage ETF iBoxx € Liq. Sov. Div. 3-5 TR	LU0444606023	X503	0.63	0.12 %	10.05	-0.28 %	119.01	325.98
ComStage ETF iBoxx € Liq. Sov. Div. 3m-1 TR	LU0444605728	X501	4.25	0.12 %	5.25	0.16 %	100.51	100.01
ComStage ETF iBoxx € Liq. Sov. Div. 5-7 TR	LU0444606296	X504	0.05	0.12 %	16.71	0.07 %	119.56	101.63
ComStage ETF iBoxx € Liq. Sov. Div. 7-10 TR	LU0444606379	X505	0.51	0.12 %	21.21	-0.32 %	117.78	50.65
ComStage ETF iBoxx € Liq. Sov. Div. Overall TR	LU0444605645	X500	2.69	0.12 %	41.85	-0.20 %	119.14	49.16
ComStage ETF iBoxx € Sov. Ger. Cap. 10+ TR	LU0444607005	8523	1.91	0.12 %	10.15	8.90 %	119.30	11.33
ComStage ETF iBoxx € Sov. Ger. Cap. 1-5 TR	LU0444606882	8521	3.19	0.12 %	3.79	1.92 %	105.38	105.38
ComStage ETF iBoxx € Sov. Ger. Cap. 3m-2 TR	LU0444606700	8520	0.02	0.12 %	3.93	0.41 %	101.64	10.16
ComStage ETF iBoxx € Sov. Ger. Cap. 5-10 TR	LU0444606965	8522	3.69	0.12 %	4.56	4.66 %	110.12	55.06
CS ETF (IE) on iBoxx EUR Govt 1-3	IE00B3VTMJ91	SXRN	1.13	0.12 %	35.94	-0.57 %	101.66	59.47
CS ETF (IE) on iBoxx EUR Govt 3-7	IE00B3VTML14	SXRP	0.82	0.12 %	42.24	-0.09 %	105.04	59.87
CS ETF (IE) on iBoxx EUR Govt 7-10	IE00B3VTN290	SXRR	1.37	0.12 %	57.33	-0.20 %	107.37	6.44
CS ETF (IE) on iBoxx USD Govt 1-3	IE00B3VWN179	SXRK	0.14	0.12 %	31.25	1.14 %	102.27	40.91
CS ETF (IE) on iBoxx USD Govt 3-7	IE00B3VWN393	SXRL	0.23	0.12 %	29.60	4.07 %	106.60	27.73
CS ETF (IE) on iBoxx USD Govt 7-10	IE00B3VWN518	SXRM	0.00	0.12 %	35.42	-	-	8.21
db x-trackers II Em. Markets Liq. EuroBond Ind.	LU0321462953	DXSU	10.50	0.55 %	76.40	0.54 %	228.95	206.51
db x-trackers II Gl. Sov. EUR Hedged Index	LU0378818131	DBZB	0.70	0.25 %	41.77	2.37 %	185.35	16.72
db x-trackers II iBoxx € Ger. 1-3 TRI	LU0468897110	D5BC	12.47	0.05 %	2.07	0.94 %	154.20	64.77
db x-trackers II iBoxx € Germany TRI	LU0468896575	D5BB	2.65	0.05 %	9.20	4.06 %	175.87	124.87

## Bond Funds

	ISIN	Xetra Code	Ø Turnover/Month Q2 in € m	Management- Fee	XLM <sup>2)</sup> in BP June 10	Performance <sup>1)</sup> Q2	Xetra-Close in € 30 June 10	Assets u. M. <sup>3)</sup> in € m
<b>Government Bonds</b>								
db x-trackers II iBoxx € Sov. Euroz. 10-15 TRI	LU0290357333	DBXC	2.11	0.15 %	19.63	-1.39 %	173.34	33.31
db x-trackers II iBoxx € Sov. Euroz. 1-3 TRI	LU0290356871	DBXP	51.46	0.15 %	3.45	-0.32 %	153.61	829.20
db x-trackers II iBoxx € Sov. Euroz. 15+ TRI	LU0290357507	DBXF	0.68	0.15 %	30.40	1.36 %	184.79	31.04
db x-trackers II iBoxx € Sov. Euroz. 25+ TRI	LU0290357846	DBXG	0.02	0.15 %	33.08	1.30 %	183.33	32.02
db x-trackers II iBoxx € Sov. Euroz. 3-5 TRI	LU0290356954	DBXQ	36.98	0.15 %	6.02	0.21 %	166.03	694.18
db x-trackers II iBoxx € Sov. Euroz. 5-7 TRI	LU0290357176	DBXR	38.91	0.15 %	9.13	0.39 %	173.84	418.71
db x-trackers II iBoxx € Sov. Euroz. 7-10 TRI	LU0290357259	DBXB	17.58	0.15 %	11.40	-0.27 %	175.23	173.55
db x-trackers II iBoxx € Sov. Euroz. TRI	LU0290355717	DBXN	35.77	0.15 %	13.74	0.10 %	168.42	658.79
ETFlab Dt. Börse EuroGOV® Germany	DE000ETFL177	EL4R	24.04	0.15 %	6.00	2.35 %	106.80	192.58
ETFlab Dt. Börse EuroGOV® Germany 10+	DE000ETFL219	EL4V	3.54	0.15 %	18.70	6.48 %	120.11	24.03
ETFlab Dt. Börse EuroGOV® Germany 1-3	DE000ETFL185	EL4S	9.14	0.15 %	6.49	0.05 %	95.74	55.95
ETFlab Dt. Börse EuroGOV® Germany 3-5	DE000ETFL193	EL4T	3.86	0.15 %	6.07	2.15 %	105.89	180.33
ETFlab Dt. Börse EuroGOV® Germany 5-10	DE000ETFL201	EL4U	12.92	0.15 %	5.71	4.00 %	113.62	197.11
ETFlab Dt. Börse EuroGOV® Ger. Money M.	DE000ETFL227	EL4W	19.10	0.15 %	13.93	-0.60 %	87.63	316.01
ETFlab iBoxx € Liq. Sovereign Diversified 10+	DE000ETFL169	EL4Q	0.01	0.15 %	29.05	-2.11 %	95.17	4.37
ETFlab iBoxx € Liq. Sovereign Diversified 1-10	DE000ETFL110	EL4K	0.06	0.15 %	13.43	-1.52 %	103.97	8.98
ETFlab iBoxx € Liq. Sovereign Diversified 1-3	DE000ETFL128	EL4L	4.13	0.15 %	15.26	-1.26 %	104.57	79.17
ETFlab iBoxx € Liq. Sovereign Diversified 3-5	DE000ETFL136	EL4M	0.34	0.15 %	9.63	-0.97 %	103.72	10.61
ETFlab iBoxx € Liq. Sovereign Diversified 5-7	DE000ETFL144	EL4N	0.68	0.15 %	11.54	-0.81 %	103.96	36.46
ETFlab iBoxx € Liq. Sovereign Diversified 7-10	DE000ETFL151	EL4P	0.70	0.15 %	13.51	-1.02 %	103.63	23.95
iShares Barclays Capital \$ Treasury Bond 7-10	DE000AOLGQB6	IUSM	42.76	0.20 %	11.40	16.29 %	143.52	542.51
iShares Barclays Cap. EURO Gov. Bond 10-15	DE000A0YBRX2	EUN8	0.74	0.20 %	17.84	-0.11 %	131.77	23.72
iShares Barclays Cap. EURO Gov. Bond 15-30	DE000A0LGQC4	IBCL	14.39	0.20 %	20.50	-0.46 %	161.18	167.63
iShares Barclays Cap. EURO Gov. Bond 3-5	DE000A0LGQD2	IBCN	19.38	0.20 %	7.69	-0.58 %	149.60	451.79
iShares Barclays Cap. EURO Gov. Bond 5-7	DE000A0YBRY0	EUN9	1.28	0.20 %	14.25	1.34 %	131.25	52.50
iShares Barclays Cap. EURO Gov. Bond 7-10	DE000A0LGQH3	IBCM	22.00	0.20 %	9.08	1.80 %	161.03	431.56
iShares Barclays Cap. Euro Treasury Bond	DE000A0YBRZ7	EUNH	0.48	0.20 %	38.33	-1.38 %	102.56	13.43
iShares Barclays Cap. EURO Treasury B. 0-1	DE000A0RM462	EUN6	2.64	0.20 %	17.05	-0.20 %	100.22	21.58
iShares Capital Barclays \$ Treasury Bond 1-3	DE000A0J2078	IUSU	56.79	0.20 %	5.92	11.19 %	106.58	445.50
iShares Cap. Barclays EURO Gov. Bond 1-3	DE000A0J21A7	IBCA	23.35	0.20 %	6.45	-0.23 %	136.77	574.43
iShares Citigroup Gl. Government Bond ETF	DE000A0RM439	EUN3	13.42	0.20 %	19.30	11.82 %	87.35	194.18
iShares eb.rexx Government Germany (DE)	DE0006289465	EXHA	117.11	0.15 %	4.78	-0.33 %	139.30	994.30
iShares eb.rexx Gov. Germany 1.5-2.5 (DE)	DE0006289473	EXHB	133.61	0.15 %	5.43	-2.28 %	100.16	1,408.59
iShares eb.rexx Gov. Germany 10.5+ (DE)	DE000A0D8Q31	EXX6	34.43	0.15 %	19.27	4.38 %	138.62	125.54
iShares eb.rexx Gov. Germany 2.5-5.5 (DE)	DE0006289481	EXHC	87.43	0.15 %	5.63	-0.65 %	112.05	834.31
iShares eb.rexx Gov. Germany 5.5-10.5 (DE)	DE0006289499	EXHD	103.00	0.15 %	5.29	1.25 %	124.73	885.24
iShares JPMorgan \$ Emerging Markets Bond	DE000A0RFFTO	IUS7	11.05	0.45 %	58.02	10.14 %	84.16	572.29
iShares Markit iBoxx € Liq. S. C. 1.5-10.5 (DE)	DE000A0H0785	EXHF	10.10	0.15 %	24.82	-1.91 %	107.68	194.71
iShares Markit iBoxx € Liq. S. C. 1.5-2.5 (DE)	DE000A0H0793	EXHG	17.77	0.15 %	23.85	-2.94 %	100.04	113.24
iShares Markit iBoxx € Liq. S. C. 10.5+ (DE)	DE000A0H08C4	EXHK	0.85	0.15 %	28.06	-0.48 %	108.85	21.80
iShares Markit iBoxx € Liq. S. C. 2.5-5.5 (DE)	DE000A0H08A8	EXHH	2.77	0.15 %	24.60	-2.92 %	106.99	85.73
iShares Markit iBoxx € Liq. S. C. 5.5-10.5 (DE)	DE000A0H08B6	EXHJ	26.00	0.15 %	25.78	-2.26 %	108.49	119.82
Lyxor ETF EuroMTS 10-15Y	FR0010037242	LYQ6	21.44	0.17 %	41.11	-1.71 %	135.35	304.54
Lyxor ETF EuroMTS 1-3Y	FR0010222224	LYQ2	16.76	0.17 %	17.09	0.01 %	117.38	1,085.77
Lyxor ETF EuroMTS 15+Y	FR0010481093	LRX1	0.13	0.17 %	54.77	1.07 %	123.29	160.28
Lyxor ETF EuroMTS 3-5Y	FR0010037234	LYQ3	19.21	0.17 %	20.82	0.08 %	129.35	1,196.49
Lyxor ETF EuroMTS 5-7Y	FR0010411413	LYM5	15.37	0.17 %	31.10	0.47 %	122.17	647.50
Lyxor ETF EuroMTS 7-10Y	FR0010411439	LYM6	7.09	0.17 %	26.57	-0.46 %	120.12	390.39
Lyxor ETF EuroMTS AAA Government Bond	FR0010820258	LYPK	11.25	0.17 %	17.66	3.54 %	110.33	507.52
Lyxor ETF EuroMTS Global	FR0010028860	LYQ1	15.77	0.17 %	32.35	-0.02 %	133.23	866.00
PowerShares EuroMTS Cash 3 Months Fund	IE00B3BPCH51	PJEU	6.26	0.15 %	5.01	0.03 %	101.12	71.29
<b>Corporate Bonds</b>								
Amundi ETF EURO Corporates	FR0010754119	18MT	0.00	0.16 %	39.49	0.87 %	167.85	133.90
db x-trackers II iBoxx EUR Liq. Corp. 100 TRI	LU0478205379	D5BG	2.44	0.10 %	76.08	0.48 %	120.07	70.84
ETFlab iBoxx € Liquid Corporates Diversified	DE000ETFL375	EL49	0.37	0.20 %	33.25	0.73 %	103.74	30.81
iShares Barclays Capital EURO Aggregate Bond	DE000A0RM447	EUN4	3.13	0.25 %	29.87	-0.81 %	105.47	181.93
iShares Barclays Capital EURO Corp. Bond 1-5	DE000A0YEEZ9	EUNT	1.44	0.20 %	39.37	-0.78 %	102.34	38.16
iShares Barclays Capital EURO Corp. Bond	DE000A0RM454	EUN5	11.54	0.20 %	22.75	-1.30 %	115.16	866.67
iShares B. Capital EURO Corp. B. ex-Financials	DE000A0YEEY4	EUNR	4.50	0.20 %	25.86	0.33 %	104.24	49.76
iShares B. Capital EURO Corp. B. ex-Fin. 1-5	DE000A0YEEY2	EUNS	4.53	0.20 %	22.64	0.13 %	103.34	49.88
iShares Markit iBoxx \$ Corporate Bond	DE000A0DPY0	IBCD	6.79	0.20 %	45.32	12.56 %	83.73	653.09
iShares Markit iBoxx EURO Corporate Bond	DE0002511243	IBCS	79.69	0.20 %	9.04	0.12 %	121.55	3,325.61
Lyxor ETF EURO Corporate Bond Ex Financials	FR0010814236	LYPJ	0.80	0.20 %	37.40	1.35 %	105.20	105.20
Lyxor ETF EURO Corporate Bonds	FR0010737544	LYQJ	12.69	0.20 %	33.53	0.85 %	114.31	548.69
<b>Volatility</b>								
db x-trackers II Euro Interest Rate Volatility TRI	LU0378818644	DX24	0.08	0.25 %	42.00	0.70 %	95.17	10.50

## Commodity Funds

	ISIN	Xetra Code	Ø Turnover/Month Q2 in € m	Management- Fee	XLM <sup>2)</sup> in BP June 10	Performance <sup>1)</sup> Q2	Xetra-Close in € 30 June 10	Assets u. M. <sup>3)</sup> in € m
Amundi ETF Commodities S&P GSCI (LE)	FR0010821728	2E7A	0.00	0.30 %	38.02	-	-	3.49
Amundi ETF Com. S&P GSCI Agriculture	FR0010821736	2E7B	0.00	0.30 %	58.10	-	62.12	3.44
Amundi ETF Com. S&P GSCI Metals	FR0010821744	2E7C	0.00	0.30 %	29.98	-	-	3.52
Amundi ETF Com. S&P GSCI Non Energy	FR0010821777	2E7D	0.00	0.30 %	43.41	-	-	3.52
ComStage ETF Com. Commodity EW Index TR	LU0419741177	C090	2.81	0.30 %	52.98	1.45 %	89.46	154.32
db x-trackers db com. b. - S&P GSCI L. Energy E	LU0411078123	DX26	1.73	1.00 %	109.94	-8.59 %	14.36	22.64
db x-trackers DB Commodity Booster DJ-UBSCI	LU0429790743	DBZN	3.35	0.95 %	65.32	-6.57 %	24.44	48.04
db x-trackers DBLCl - OY Balanced ETF	LU0292106167	DXSM	46.02	0.55 %	57.88	-7.80 %	25.87	779.79
EasyETF GS Ultra-Light Energy	LU0246046329	IM2F	2.95	0.30 %	26.91	1.90 %	193.87	25.61
EasyETF GSAL	LU0252701189	IM2G	18.34	0.30 %	31.72	7.38 %	71.72	56.57
EasyETF GSNE	LU0230484932	IM2B	4.37	0.30 %	29.23	3.28 %	159.99	49.07
EasyETF S&P GSCI Capped 35/20	LU0203243414	IM2E	16.25	0.30 %	22.40	-0.75 %	31.60	289.67
EasyETF S&P GSCI Light Energy Dynamic TR	LU0309198074	IM2K	0.36	0.30 %	172.78	1.80 %	232.32	3.48
ETFX DJ-UBS All Com. 3 Month Forward Fund	DE000A1CXBV8	ETL2	0.00	0.55 %	85.92	-	15.63	7.82
iShares DJ-UBS Commodity Swap (DE)	DE000A0H0728	EXXY	26.53	0.45 %	40.96	4.49 %	27.25	301.57
Lyxor ETF Commodities CRB	FR0010270033	LYY6	13.05	0.35 %	21.46	3.74 %	20.24	673.99
Lyxor ETF Commodities CRB Non-Energy	FR0010346205	LYYH	2.86	0.35 %	25.53	5.04 %	17.50	173.25
Market Access J. Rogers Int. Commodity Index F.	LU0249326488	M9SA	5.67	0.50 %	60.69	1.33 %	22.82	214.10
Market Access RICI-Agriculture Indexfonds	LU0259321452	M9SB	8.05	0.85 %	62.57	6.60 %	82.72	115.77
Market Access RICI-Metals Indexfonds	LU0259320728	M9SC	3.29	0.85 %	55.40	-2.07 %	114.57	36.36

## Currency Funds

	ISIN	Xetra Code	Ø Turnover/Month Q2 in € m	Management- Fee	XLM <sup>2)</sup> in BP June 10	Performance <sup>1)</sup> Q2	Xetra-Close in € 30 June 10	Assets u. M. <sup>3)</sup> in € m
db x-trackers Currency Carry ETF	LU0328474126	DX2N	1.09	0.30 %	46.92	-6.58 %	48.24	4.35
db x-trackers Currency Momentum ETF	LU0328474043	DX2M	0.23	0.30 %	48.85	-0.08 %	37.66	1.89
db x-trackers Currency Returns ETF	LU0328474472	DX2P	9.96	0.30 %	34.60	-0.45 %	49.11	224.20
db x-trackers Currency Valuation ETF	LU0328473748	DX2L	1.38	0.30 %	95.85	5.18 %	52.18	19.05

## Strategy Funds

	ISIN	Xetra Code	Ø Turnover/Month Q2 in € m	Management- Fee	XLM <sup>2)</sup> in BP June 10	Performance <sup>1)</sup> Q2	Xetra-Close in € 30 June 10	Assets u. M. <sup>3)</sup> in € m
<b>Derivative Strategy</b>								
Lyxor ETF DAXplus Covered Call	LU0252635023	LYY9	1.58	0.40 %	78.53	-4.06 %	51.94	13.89
Lyxor ETF DAXplus Protective Put	LU0288030280	LYMT	1.36	0.40 %	98.15	-2.05 %	38.15	25.51
Lyxor ETF EURO STOXX 50 Buywrite	FR0010389205	LYM3	0.10	0.40 %	204.53	-10.15 %	11.68	44.45
<b>Dividend Strategy</b>								
Amundi ETF MSCI EMU High Dividend	FR0010717090	18M2	0.17	0.30 %	12.88	-	-	6.15
Amundi ETF MSCI Europe High Dividend	FR0010718874	18M7	0.25	0.30 %	12.41	-	-	9.46
ComStage ETF EURO STOXX Sel. Dividend 30	LU0378434236	C051	1.43	0.25 %	8.83	-8.37 %	24.63	117.21
db x-trackers EURO STOXX Select Dividend 30	LU0292095535	DXSA	10.44	0.30 %	31.24	-8.85 %	16.99	76.38
db x-trackers STOXX Global Sel. Dividend 100	LU0292096186	DXSB	26.57	0.50 %	30.57	2.72 %	20.36	285.57
DJ EURO STOXX Select Dividend 30 Source	IE00B60SX626	SC0M	1.49	0.30 %	38.34	-8.94 %	24.23	7.25
ETFlab DAXplus® Maximum Dividend	DE000ETFL235	EL4X	6.45	0.30 %	51.83	-4.52 %	79.69	25.18
ETFlab EURO STOXX Select Dividend 30	DE000ETFL078	EL4G	4.24	0.30 %	36.23	-10.81 %	15.93	26.09
iShares DivDAX (DE)	DE0002635273	EXSB	39.84	0.30 %	19.62	-4.78 %	10.76	213.90
iShares DJ Asia Pacific Select Dividend 30 (DE)	DE000A0H0744	EXXW	4.97	0.30 %	52.45	-3.08 %	23.26	72.58
iShares DJ Asia/Pacific Select Dividend 30	DE000A0J2086	IQXQ	3.19	0.59 %	35.25	-2.64 %	19.52	142.50
iShares DJ US Select Dividend (DE)	DE000A0D8Q49	EXX5	6.30	0.30 %	46.98	2.61 %	25.55	114.81
iShares EURO STOXX Select Dividend 30	DE000A0HG2P4	IQQA	1.21	0.40 %	20.67	-10.93 %	17.12	368.08
iShares EURO STOXX Select Dividend 30 (DE)	DE0002635281	EXSG	31.87	0.30 %	27.50	-7.73 %	16.59	302.68
iShares FTSE UK Dividend Plus	DE000A0HG2R0	IQQD	4.91	0.40 %	25.01	1.41 %	8.28	354.38
iShares STOXX Europe Select Dividend 30 (DE)	DE0002635299	EXSH	3.00	0.30 %	37.17	-1.74 %	14.70	73.12
iShares STOXX Global Select Dividend 100 (DE)	DE000A0F5UH1	ISPA	8.86	0.47 %	41.78	1.85 %	19.28	27.90
Lyxor ETF EURO STOXX 50 Dividends	FR0010869529	LYQM	0.00	0.70 %	105.15	-	81.65	27.76
Lyxor ETF STOXX Europe Select Dividend 30	FR0010378604	LYMF	1.97	0.30 %	26.25	-0.68 %	14.68	123.46

## Strategy Funds

	ISIN	Xetra Code	Ø Turnover/Month Q2 in € m	Management- Fee	XL <sup>M2)</sup> in BP June 10	Performance <sup>1)</sup> Q2	Xetra-Close in € 30 June 10	Assets u. M. <sup>3)</sup> in € m
<b>Fundamental Strategy</b>								
Lyxor ETF FTSE RAFI Europe	FR0010400770	LYQ8	0.71	0.60 %	112.46	-8.37 %	41.91	13.27
Lyxor ETF FTSE RAFI US 1000	FR0010400804	LYQA	0.80	0.60 %	57.27	-1.54 %	38.46	54.58
PowerShares FTSE RAFI Asia Pacific Ex-Japan	IE00B23D9463	6PSJ	0.01	0.80 %	68.85	-	-	2.84
PowerShares FTSE RAFI Developed 1000	IE00B23D8W74	6PSB	0.04	1.00 %	45.92	-4.69 %	8.44	4.22
PowerShares FTSE RAFI Dev. Europe Mid-Small	IE00B23D8Y98	6PSD	0.10	1.00 %	47.38	-	-	4.76
PowerShares FTSE RAFI Emerging Markets	IE00B23D9570	6PSK	0.05	0.85 %	68.45	-	-	8.06
PowerShares FTSE RAFI Europe Fund	IE00B23D8X81	6PSC	0.04	1.00 %	76.80	-8.86 %	6.77	15.57
PowerShares FTSE RAFI US 1000 Fund	IE00B23D8S39	6PSA	0.23	1.00 %	37.95	-	-	21.12
<b>Growth Strategy</b>								
ETFlab STOXX Europe Strong Growth 20	DE000ETFLO37	EL4C	0.01	0.65 %	63.46	-4.66 %	13.51	1.93
iShares EURO STOXX Tot. Market Growth Large	DE000A0HG3L1	IQQG	0.84	0.40 %	16.94	-2.87 %	19.96	41.92
Lyxor ETF MSCI EMU Growth	FR0010168765	LYY3	2.87	0.40 %	19.46	-5.12 %	67.65	38.77
<b>Leverage Strategy</b>								
Amundi ETF Leveraged DJ EURO STOXX 50	FR0010756072	18MD	0.56	0.30 %	41.19	-20.99 %	140.27	10.65
Amundi ETF Leveraged MSCI Europe Daily	FR0010756080	18ME	1.14	0.35 %	17.64	-	-	15.38
Amundi ETF Leveraged MSCI USA Daily	FR0010755611	18MF	11.89	0.35 %	21.85	-4.72 %	206.61	9.20
ComStage ETF CAC 40 Leverage	LU0419741094	C042	0.04	0.30 %	55.59	-	7.18	7.47
ComStage ETF EURO STOXX 50 Leveraged TR	LU0392496930	C053	4.96	0.35 %	27.54	-21.59 %	15.54	12.15
db x-trackers EURO STOXX 50 Leveraged Daily	LU0411077828	DBPF	5.29	0.15 %	105.41	-	13.11	3.54
db x-trackers FTSE 100 Leveraged Daily ETF	LU0412625088	DBPI	0.45	0.30 %	127.70	-	8.02	4.01
db x-trackers LevDAX Daily ETF	LU0411075376	DBPE	15.76	0.15 %	87.66	-	39.35	6.69
db x-trackers S&P 500 2x Leveraged Daily ETF	LU0411078552	DBPG	2.24	0.40 %	110.37	-	8.21	5.58
ETFX DAX 2x Long Fund	DE000A0X8994	DEL2	31.07	0.40 %	14.85	-7.11 %	114.13	10.66
ETFX DJ EURO STOXX 50 Leveraged (2x)	DE000A0X9AB6	LEU2	10.74	0.40 %	22.75	-21.32 %	94.95	8.21
Lyxor ETF LevDAX	LU0252634307	LYY8	184.95	0.40 %	14.69	-6.49 %	37.29	182.71
Lyxor ETF Leveraged EURO STOXX 50	FR0010468983	LYMZ	84.33	0.40 %	18.11	-19.75 %	14.06	146.02
<b>Leverage/Short Strategy</b>								
db x-trackers EURO STOXX 50 Double Sh. Daily	LU0417510616	DBPL	10.55	0.30 %	94.50	-	29.27	9.66
db x-trackers S&P 500 2x Inverse Daily ETF	LU0411078636	DBPK	5.20	0.30 %	108.59	-	26.19	5.89
db x-trackers ShortDAX 2x Daily ETF	LU0411075020	DBPD	24.88	0.40 %	85.16	-	45.77	11.21
EasyETF DJ STOXX 600 Double Short	FR0010689687	X24J	1.14	0.60 %	77.06	6.24 %	62.99	7.40
EasyETF EURO STOXX 50 Double Short	FR0010689695	X24I	3.84	0.50 %	54.28	12.55 %	27.72	20.31
ETFX DAX 2x Short Fund	DE000A0X9AA8	DES2	72.83	0.60 %	19.28	1.01 %	61.81	44.19
ETFX DJ EURO STOXX Double Short (2x) Fund	DE000A0X9AC4	SEU2	24.52	0.60 %	25.19	10.46 %	69.88	14.34
Lyxor ETF Daily Double Short Bund	FR0010869578	LYQK	25.69	0.20 %	32.13	-	88.41	44.20
Lyxor ETF Daily Short DAX x2	FR0010869495	LYQL	0.00	0.60 %	136.68	-	45.91	22.96
<b>Sustainability Strategy</b>								
iShares EURO STOXX Sustainability 40 (DE)	DE000A0F5UG3	EXXV	4.84	0.40 %	27.37	-9.32 %	8.90	66.65
<b>Quantitative Strategy</b>								
PowerShares Dynamic US Market Fund	IE00B23D9240	6PSH	0.00	1.00 %	76.91	-	-	18.55
<b>Shariah-conform Strategy</b>								
db x-trackers DJ Islamic Market Titans 100	LU0328475529	DX2W	0.03	0.50 %	57.62	-4.42 %	19.03	4.38
db x-trackers S&P 500 Shariah ETF	LU0328475362	DX2V	0.06	0.50 %	46.80	-2.25 %	8.24	5.60
db x-trackers S&P Europe 350 Shariah ETF	LU0328475107	DX2T	0.12	0.50 %	52.37	-6.51 %	9.85	5.32
db x-trackers S&P Japan 500 Shariah ETF	LU0328475289	DX2U	0.10	0.50 %	58.80	-0.90 %	8.26	4.13
iShares Emerging Market Islamic	DE000A0NAOM3	IUSE	0.57	0.85 %	53.19	-1.23 %	14.45	20.23
iShares MSCI US Islamic	DE000A0NAON1	IUSF	0.40	0.50 %	26.21	-1.95 %	16.10	16.10
iShares MSCI World Islamic	DE000A0NAOL5	IUSD	0.79	0.60 %	38.14	-4.21 %	15.01	24.02
<b>Short Strategy</b>								
Amundi ETF Short DAX 30	FR0010791178	18MR	0.54	0.35 %	11.19	1.55 %	65.71	4.70
Amundi ETF Short DJ EURO STOXX 50	FR0010757781	18MS	0.26	0.30 %	26.60	7.37 %	38.16	9.14
Amundi ETF Sh. Govt Bond EuroMTS Broad	FR0010821850	540P	0.00	0.14 %	46.60	-	110.91	5.94
Amundi ETF Sh. Govt Bond EuroMTS Br. 10-15	FR0010823385	540Q	0.16	0.14 %	55.76	-	104.57	187.75
Amundi ETF Sh. Govt Bond EuroMTS Broad 1-3	FR0010821876	540R	0.00	0.14 %	26.30	-	123.18	6.57
Amundi ETF Sh. Govt Bond EuroMTS Broad 3-5	FR0010823401	540S	1.92	0.14 %	33.78	-	113.63	22.74
Amundi ETF Sh. Govt Bond EuroMTS Broad 5-7	FR0010823443	540T	0.16	0.14 %	46.43	-	108.39	5.82
Amundi ETF Sh. Govt Bond EuroMTS Br. 7-10	FR0010823450	540U	0.10	0.14 %	46.27	-	106.85	5.73
ComStage ETF CAC 40 Short TR	LU0419740955	C041	0.06	0.35 %	26.34	-	64.81	10.89
ComStage ETF EURO STOXX 50 Short TR	LU0392496856	C052	16.91	0.35 %	26.83	7.04 %	37.72	30.25
db x-trackers CAC 40 Short ETF	LU0322251280	DX2H	14.35	0.40 %	10.25	8.58 %	63.53	12.41
db x-trackers EURO STOXX 50 Short ETF	LU0292106753	DXSP	607.29	0.40 %	7.40	7.89 %	37.05	587.16
db x-trackers FTSE 100 Short ETF	LU0328473581	DX2K	6.72	0.50 %	19.20	22.84 %	11.94	110.59
db x-trackers HSI Short Daily Index ETF	LU0429790313	DBZR	1.85	0.75 %	96.32	11.92 %	12.77	14.43
db x-trackers II Euro Interest R. Vola. Short TRI	LU0378818727	DX25	0.00	0.25 %	38.50	-0.85 %	104.32	11.52
db x-trackers II iTraxx Crossover 5-year Sh. TRI	LU0321462870	DXST	8.07	0.24 %	29.18	4.13 %	93.77	34.86
db x-trackers II iTraxx Europe 5-year Short TRI	LU0321462102	DXSR	2.85	0.18 %	16.64	2.10 %	108.27	17.38

## Strategy Funds

	ISIN	Xetra Code	Ø Turnover/Month Q2 in € m	Management- Fee	XLM <sup>2)</sup> in BP June 10	Performance <sup>1)</sup> Q2	Xetra-Close in € 30 June 10	Assets u. M. <sup>3)</sup> in € m
<b>Short Strategy</b>								
db x-trackers II iTraxx E. Sen. Fin. 5-year Sh. TRI	LU0378819709	DBZG	0.02	0.18 %	29.26	3.11 %	109.70	10.99
db x-trackers II iTraxx E. Sub. Fin. 5-year Sh. TRI	LU0378819881	DBZH	0.20	0.21 %	39.21	4.09 %	108.28	9.75
db x-trackers II iTraxx HiVol 5-year Short TRI	LU0321462441	DXSS	0.91	0.21 %	26.65	2.98 %	104.25	4.72
db x-trackers II Short iBoxx € Sov. Eurozone TRI	LU0321463258	DXSV	14.46	0.15 %	16.87	-0.12 %	110.57	775.69
db x-trackers S&P 500 Short ETF	LU0322251520	DXS3	103.56	0.50 %	12.78	20.84 %	45.46	194.83
db x-trackers ShortDAX ETF	LU0292106241	DXSN	672.70	0.40 %	4.54	1.54 %	64.00	721.73
db x-trackers STOXX 600 Banks Short ETF	LU0322249037	DXS8	90.92	0.50 %	24.21	8.10 %	33.90	320.19
db x-trackers STOXX 600 B. Resources Sh. Daily	LU0412624354	DBZJ	1.99	0.50 %	29.97	13.71 %	10.74	10.96
db x-trackers STOXX 600 Health Care Short	LU0322249466	DXS9	1.33	0.50 %	25.52	-0.56 %	39.19	3.93
db x-trackers STOXX 600 Ind. Goods Short Daily	LU0412624511	DBZK	1.66	0.50 %	28.15	-2.36 %	45.50	4.78
db x-trackers STOXX 600 Insurance Sh. Daily	LU0412624602	DBZL	3.85	0.50 %	21.27	7.09 %	47.29	2.60
db x-trackers STOXX 600 Oil & Gas Short ETF	LU0322249623	DX2A	1.19	0.50 %	27.29	18.29 %	28.71	8.06
db x-trackers STOXX 600 Technology Short ETF	LU0322250043	DX2B	1.10	0.50 %	25.46	7.51 %	24.91	6.86
db x-trackers STOXX 600 Telecom. Short ETF	LU0322250126	DX2C	1.16	0.50 %	19.83	0.42 %	28.40	1.85
db x-trackers STOXX 600 Utilities Short Daily ETF	LU0412624867	DBZM	0.62	0.50 %	20.32	10.27 %	39.07	2.74
db-x trackers SMI Short Daily ETF	LU0470923532	XSVS	0.51	0.30 %	75.99	18.12 %	6.10	4.57
ETFlab EURO STOXX 50 Daily Short	DE000ETF334	EL47	4.24	0.40 %	9.88	7.31 %	38.47	5.23
Lyxor ETF Short Strategy Europe	FR0010589101	LYQG	4.83	0.40 %	70.16	3.85 %	82.53	24.02
<b>Value Strategy</b>								
db x-trackers MSCI Europe Value TRN Index ETF	LU0486851024	D5BL	0.08	0.20 %	66.83	-	12.67	161.67
ETFlab STOXX Europe Strong Value 20	DE000ETFLO45	EL4D	0.47	0.65 %	46.15	-9.47 %	13.67	3.29
iShares EURO STOXX Total Market Value Large	DE000A0HG2N9	IQQV	2.25	0.40 %	15.05	-14.86 %	18.73	43.08
Lyxor ETF MSCI EMU Value	FR0010168781	LYY2	3.66	0.40 %	23.87	-10.91 %	100.14	122.35
UBS-ETF EMU Values	LU0446734369	UIIME	0.19	0.35 %	19.98	-11.55 %	33.07	76.06
<b>Value/Growth Strategy</b>								
db x-trackers Portfolio Total Return Index ETF	LU0397221945	DBX0	8.84	0.72 %	79.18	-2.29 %	130.31	61.98
ETFlab STOXX Europe Strong Style Composite 40	DE000ETFLO52	EL4E	0.05	0.65 %	46.80	-6.96 %	13.76	10.95

## Active ETFs

	ISIN	Xetra Code	Ø Turnover/Month Q2 in € m	Management- Fee	XLM <sup>2)</sup> in BP June 10	Performance <sup>1)</sup> Q2	Xetra-Close in € 30 June 10	Assets u. M. <sup>3)</sup> in € m
Lyxor ETF Bear DJ EURO STOXX 50	FR0010424135	LSK7	3.36	0.60 %	15.57	7.10 %	47.50	43.31
Lyxor ETF Xbear DJ EURO STOXX 50	FR0010424143	LSK8	39.64	0.60 %	20.61	11.94 %	40.79	126.42

## Contacts

### Issuer ETFs

#### Amundi ETF

Miriam Oucouc  
+33 1 43-23 43-74  
miriam.oucouc@amundi.com



Thomas Pohlmann  
+49 (0)89 327 29 - 33 20  
thomas.pohlmann@etflab.de



Michael John Lytle  
+44-20-33 70-11 02  
michael.john.lytle@source.info



Kemal Bagci  
+49-(0) 69-26 90-67 48  
kemal.bagci@rbs.com



Nigel Longley  
+44-20-74 48-43 30  
nigel.longley@etfsecurities.com



Frank Müsel  
+41-44-2 34-62 08  
frank.muesel@ubs.com



Andreas Bartels  
+49-(0) 69-13 62-18 06  
andreas.bartels@commerzbank.com



Bruno Schmidt-Voss  
+49-(0) 69-2 98 07-2 45  
bruno\_schmidt-voss@fra.invesco.com



Levente Kucsar  
+49-(0) 69-75 38-10 20  
levente.kucsar@credit-suisse.com

#### db x-trackers



Thorsten Michalik  
+49-(0) 69-9 10-3 7 28  
thorsten.michalik@db.com



Keshava Shastry  
+44 20-76 68-84 96  
keshava.shastry@barclaysglobal.com



Daniele Thomét-Adet  
+33 1-58 97-28 17  
daniele.tohmeadet@bnpparibas.com



Thomas Meyer-zu-Drewer  
+49-69-7 17-44 44  
thomas.meyer-zu-drewer@lyxor.com

### Issuer Active ETFs



Thomas Meyer-zu-Drewer  
+49-69-7 17-44 44  
thomas.meyer-zu-drewer@lyxor.com

## Designated Sponsors

### ABN Amro

Richard Freeman  
+44-(0) 2 07-6 78 19 39  
richard.freeman@uk.abnamro.com

### DEUTSCHE BANK AG

Manooj Mistry  
+44-(0) 20-75 45-10 37  
manooj.mistry@db.com

### NYENBURGH BEHEER B.V.

Bart Lijnse  
+31-(0) 2 05-21 39-30  
lijnse@nyenburgh.nl

### ALL ENERGY TRADING BV

Niek van Rens  
+31-(0) 6 15-54 97 29  
niek.vanrens@alloptions.nl

### DZ BANK AG DT. ZENTRALGENOSSENS.BANK

Jürgen Scharnowske  
+49-(0) 69-74 47-9 05 77  
juergen.scharnowske@dzbank.de

### OPTIVER V.O.F.

Sebastiaan Koeling  
+31-(0) 2 05-3 19-0 00  
sebastiaankoeling@optiver.com

### ARCHELON DEUTSCHLAND GMBH

Holger Löser  
+49-(0) 69 91 30-58 19  
hloeser@archelon-de.com

### FLOW TRADERS B.V.

Jan De Bolle  
+31-(0) 2 07-99 67-89  
jan.de.bolle@flowtraders.com

### SOCIETE GENERALE S.A. FRANKFURT

Thierry Rakotomalala  
+33-(0) 1 42-1 38-3 84  
thierry.rakotomalala@sgcib.com

### BANCA IMI S.P.A.

Francesco Riccardi  
+39-(0) 2 72-6 12 0 89  
francesco.riccardi@bancaimi.com

### GOLDMAN SACHS INTERNATIONAL, LONDON

Michael Winkelgrund  
+44-(0) 2 07-55 23-4 75  
michael.winkelgrund@gs.com

### SUSQUEHANNA INTERNATIONAL SECURITIES

John Keogh  
+35-(0) 3 18-02 80-82  
keogh@sig.com

### BARCLAYS CAPITAL SECURITIES LTD.

Andrew Turner  
+44-(0) 2 07-6 23-23 23  
andrew.turner2@barcap.com

### INTERNATION MARKET MAKERS COMB. BV

Autumn Gilles  
+31-(0) 2 07-9 88-5 29  
autumn.gilles@imc.nl

### TIMBER HILL (EUROPE) AG

Roger Ryff  
+41-(0) 4 17-26 50 74  
roger.ryff@interactivebrokers.ch

### BNP PARIBAS ARBITRAGE SNC

Christian-Emmanuel Bonnet  
+33-(0) 1-55 77-33 80  
christian-emmanuel.bonnet@bnpparibas.com

### J.P.MORGAN SECURITIES LTD.

Christoph Hock  
+44-(0) 2 07-7 79-34 81  
hock\_christoph@jpmorgan.com

### UniCredit Bank AG

Paolo Giulianini  
+44-(0) 2 07 8 26-69 21  
paolo.giulianini@unicreditgroup.co.uk

### COMMERZBANK AG

Frank Mohr  
+49-(0) 69-13 62-25 12  
frank.mohr@commerzbank.com

### MERRILL LYNCH INTERNATIONAL

Gebhard Klingenstein  
+49-(0) 69-58 99-45 01  
gebard\_klingenstein@ml.com

### CREDIT SUISSE

Stephen Poetzsch  
+49-(0) 69 75 38-23 56  
stephen.poetzsch@csfb.com

### MORGAN STANLEY & CO. INTERNATIONAL PLC

Geoffrey Graig  
+44-(0) 2 07-4 25-63 60  
geoffreycraig@msdw.com

Turnover figures represent Xetra order book turnover. Average quarterly turnover data are from Deutsche Börse AG, unless otherwise specified.

More detailed information on XTF can be found on the Internet at: [www.deutsche-boerse.com](http://www.deutsche-boerse.com) > Trading & Clearing > Tradeable Instruments > ETF Exchange Traded Funds.

- 1) The performance is based on Xetra-Close of the last trading day in the reporting month and the last trading day of the previous month. Source: Deutsche Börse
- 2) Based on an order volume of €25,000. The Xetra Liquidity Measure (XLM) quantifies liquidity costs for the immediate execution of both a buy order and sell order based on a given order volume.
- 3) Assets under Management. As of 30 June 2010

Note: Deutsche Börse AG carefully selects contributions from among those supplied to it by third parties. However, the respective author carries the sole responsibility for the content of his/her contribution. These articles do not reflect the opinion of Deutsche Börse AG. The information and notification contained herein are for information purposes only. None of the information contained herein constitutes an offer to sell or an advertisement for offers to purchase a security or any other product described herein. Deutsche Börse AG will accept no liability for the completeness or correctness of the information contained herein. Therefore, no one should rely on the information contained herein. Deutsche Börse AG will accept no liability for damages incurred because of actions taken on the basis of the information contained in these pages.

® Registered Trademark of Deutsche Börse AG